

UNITED STATES  
SECURITIES AND EXCHANGE COMMISSION  
Washington, D.C. 20549

**SCHEDULE 14A**

**Proxy Statement Pursuant to Section 14(a) of the Securities Exchange Act of 1934**

Filed by the Registrant

Filed by a Party other than the Registrant

Check the appropriate box:

- Preliminary Proxy Statement
- Confidential, For Use of the Commission Only (as permitted by Rule 14a-6(e)(2))
- Definitive Proxy Statement
- Definitive Additional Materials
- Soliciting Material Pursuant to §240.14a-12

**PROGRESS SOFTWARE CORPORATION**  
(Name of Registrant as Specified in Its Charter)

(Name of Person(s) Filing Proxy Statement, if other than the Registrant)

Payment of Filing Fee (Check the appropriate box):

- No fee required.
- Fee computed on table below per Exchange Act Rules 14a-6(i)(4) and 0-11.

1) Title of each class of securities to which transaction applies:

2) Aggregate number of securities to which transaction applies:

3) Per unit price or other underlying value of transaction computed pursuant to Exchange Act Rule 0-11 (set forth the amount on which the filing fee is calculated and state how it was determined):

4) Proposed maximum aggregate value of transaction:

5) Total fee paid:

- Fee paid previously with preliminary materials.

- Check box if any part of the fee is offset as provided by Exchange Act Rule 0-11(a)(2) and identify the filing for which the offsetting fee was paid previously. Identify the previous filing by registration statement number, or the Form or Schedule and the date of its filing Form or Schedule and the date of its filing.

1) Amounts Previously Paid:

2) Form, Schedule or Registration Statement No.:

3) Filing Party:

4) Date Filed:



# 2019

Notice of Annual Meeting & Proxy Statement

**Progress Software Corporation**  
14 Oak Park Drive  
Bedford, MA 01730  
U.S.A.





March 29, 2019

**To our Stockholders:**

We invite you to attend the 2019 Annual Meeting of Stockholders of Progress Software Corporation (the “Annual Meeting”), which will be held at Progress’s headquarters located at 14 Oak Park Drive, Bedford, Massachusetts 01730, on May 9, 2019 at 10:00 a.m. Eastern time. Driving directions to the meeting can be found on Progress’s website at [www.progress.com](http://www.progress.com).

The Notice of 2019 Annual Meeting of Stockholders and the attached Proxy Statement contain details regarding admission to the meeting and the business to be conducted at the Annual Meeting.

Your vote is important. **Whether or not you plan to attend the Annual Meeting, it is important that your shares be represented and voted at the meeting.** We urge you to promptly vote and submit your proxy via the Internet, by phone or by signing, dating and returning the enclosed proxy card in the enclosed envelope. If you attend the Annual Meeting, you can vote in person even if you have previously submitted your proxy.

For those who can’t attend in person, we will provide a live audio webcast of the Annual Meeting accessible on the Progress Investor Relations website at <http://investors.progress.com/>. We hope this will allow those who cannot attend the meeting in person to hear Progress management discuss the prior year’s results and our goals for the coming year. In addition, you can find a variety of pertinent information about Progress at our Investor Relations website.

On behalf of the Board of Directors, thank you for your continued support. We look forward to meeting many of you at the Annual Meeting.

A handwritten signature in blue ink, appearing to read "John R. Egan". The signature is fluid and cursive.

John R. Egan  
Chairman of the Board

March 29, 2019

To Our Stockholders:

On behalf of the Board of Directors and management, we want to thank you for your continued support of Progress. In fiscal year 2018, we made solid progress towards achieving our key strategic and operational objectives while maintaining our ongoing commitment to strong corporate governance.

## **Strategy**

In fiscal 2018, we continued to execute on the strategic plan we implemented in 2017. A key element of this strategy centers on providing the platform and tools enterprises need to build “cognitive applications,” which we believe are the future of application development. Our budget and operating plan for 2018, as for 2017, reflected our focus on managing our business as efficiently as possible. Our 2018 financial results and the ongoing strength of our overall business enabled us to return meaningful amounts of capital to our stockholders in fiscal 2018 in the form of share repurchases and dividends.

## **Board Composition and Refreshment**

After adding four new Board members in the past two years, this year’s nominees all currently serve on the Progress Board. Each are accomplished business leaders with extensive experience in key strategic and operational roles for public and private companies. Our Board's qualifications and experience are a strength as Progress continues on its current strategy. We believe our current Board composition strikes an appropriate balance between directors with deep historical knowledge of the Company and those with a fresh viewpoint.

## **Executive Compensation**

Consistent with our pay-for-performance philosophy, the Compensation Committee emphasized alignment with our long-term business goals in designing our executive compensation programs for 2018. Our executive compensation programs for 2018 reflected management’s continued commitment to the strategic plan we implemented in 2017.

Thank you for your continued support for our vision for the future. We appreciate the opportunity to represent your interests as stockholders.

Your Board of Directors



## Table of Contents

PROXY STATEMENT SUMMARY	i
PROXY STATEMENT	1
ABOUT THE MEETING AND VOTING	2
CORPORATE GOVERNANCE	8
PROPOSAL ONE: ELECTION OF DIRECTORS	16
NOMINEES FOR DIRECTORS	22
THE BOARD OF DIRECTORS AND COMMITTEES OF THE BOARD	30
DIRECTOR COMPENSATION	35
CERTAIN RELATIONSHIPS AND RELATED TRANSACTIONS	38
PROPOSAL TWO: ADVISORY VOTE ON COMPENSATION OF OUR NAMED EXECUTIVE OFFICERS	39
PROPOSAL THREE: RATIFICATION OF THE SELECTION OF INDEPENDENT REGISTERED PUBLIC ACCOUNTING FIRM	40
AUDIT COMMITTEE REPORT	42
OUR EXECUTIVE OFFICERS	44
COMPENSATION DISCUSSION AND ANALYSIS	47
COMPENSATION COMMITTEE REPORT	82
SUMMARY OF EXECUTIVE COMPENSATION	84
INFORMATION ABOUT PROGRESS SOFTWARE COMMON STOCK OWNERSHIP	99
OTHER MATTERS	104
PROPOSALS OF STOCKHOLDERS FOR 2020 ANNUAL MEETING	104
EXPENSES OF SOLICITATION	104
APPENDIX A: RECONCILIATIONS OF GAAP TO NON-GAAP SELECTED FINANCIAL MEASURES	A-1

PROGRESS SOFTWARE CORPORATION

NOTICE OF ANNUAL MEETING OF STOCKHOLDERS

THURSDAY, MAY 9, 2019  
10:00 AM EST

**Progress Software Corporation**

14 Oak Park Drive  
Bedford, MA 01730

<b>Proposal</b>	<b>Board Recommendation</b>
1. Elect eight directors to serve until the 2020 Annual Meeting	FOR
2. Advisory vote to approve the fiscal 2018 compensation of our named executive officers (say-on-pay vote)	FOR
3. Ratify the selection of Deloitte & Touche LLP as our independent registered public accounting firm for our current fiscal year	FOR


Other matters properly brought before the meeting may also be considered.

Stockholders as of the close of business on March 20, 2019 are entitled to vote.

**Please vote your shares before the meeting, even if you plan to attend the meeting.**

Your broker will not be able to vote your shares on the election of directors or the say-on-pay vote unless you have given your broker specific instructions to do so.

By Order of the Board of Directors,



Stephen H. Faberman

*Secretary*

Bedford, Massachusetts  
March 29, 2019

**YOUR VOTE IS IMPORTANT**

**YOU ARE CORDIALLY INVITED TO ATTEND THE ANNUAL MEETING. WHETHER OR NOT YOU PLAN TO ATTEND THE MEETING, PLEASE SIGN AND RETURN THE ENCLOSED PROXY CARD AS SOON AS POSSIBLE. A POSTAGE-PAID ENVELOPE IS ENCLOSED FOR YOUR CONVENIENCE.**

## PROXY STATEMENT SUMMARY

*This summary highlights information contained elsewhere in this Proxy Statement. For more complete information about these topics, please review our Annual Report on Form 10-K for the fiscal year ended November 30, 2018 (the "Annual Report") and the entire Proxy Statement.*

*This Proxy Statement and the accompanying proxy card, including an Internet link to our previously filed Annual Report, were first made available to stockholders on or about March 29, 2019.*

### 2019 Annual Meeting of Stockholders

**Date and Time**

Thursday, May 9, 2019  
10:00 AM EST

**Place**

Progress Software Corporation  
14 Oak Park Drive  
Bedford, MA 01730

**Record Date**

March 20, 2019

**Attendance**

You are entitled to attend the Annual Meeting only if you are a stockholder as of the close of business on March 20, 2019, the record date, or hold a valid proxy for the meeting. **If you plan to attend the Annual Meeting, you will need to provide photo identification, such as a driver's license, and proof of ownership of Progress common stock as of March 20, 2019 to be admitted.** We will be unable to admit anyone who does not present identification or refuses to comply with our security procedures.

## Voting Roadmap

<b>Proposal</b>	<b>Board Recommends</b>	<b>Reasons for Recommendation</b>	<b>See Page</b>
1. Election of eight directors	FOR	The Board of Directors and Nominating and Corporate Governance Committee believe the eight Board nominees possess the skills, experience and diversity to effectively monitor performance, provide oversight, and advise management on the Company's long-term strategy.	16
2. Advisory vote to approve executive compensation (say-on-pay vote)	FOR	Our executive compensation programs demonstrate our pay for performance philosophy, which creates alignment with our stockholders and drives the creation of sustainable long-term stockholder value.	39
3. Ratify the selection of Deloitte & Touche LLP as our independent registered public accounting firm for our current fiscal year	FOR	Based on the Audit Committee's assessment of Deloitte & Touche's qualifications and performance, it believes their retention for fiscal year 2019 is in the best interests of the Company.	40

## Director Nominees

In Proposal One, we are asking you to vote “FOR” each of the director nominees listed below.

Nominee	Age	Director Since	Independent	Other Public Boards	Committee Membership			
					AC	CC	NC	M&A
<b>John R. Egan,</b> Chairman of the Board <i>Managing Partner,</i> <i>Carruth Management, LLC</i>	61	2011	Yes	2			M	M
<b>Paul T. Dacier</b> <i>General Counsel,</i> <i>Indigo Agriculture, Inc.</i>	61	2017	Yes	2			C	
<b>Rainer Gawlick</b> <i>Advisor, Think Cell &amp;</i> <i>Vector Capital</i>	51	2017	Yes	1	M	M		
<b>Yogesh Gupta</b> <i>President and CEO,</i> <i>Progress Software Corporation</i>	58	2016	No	0				
<b>Charles F. Kane</b> <i>Adjunct Professor of International</i> <i>Finance, MIT Sloan Graduate</i> <i>Business School of Management</i>	61	2006	Yes	2	C			M
<b>Sanskriti Y. King</b> <i>CEO, Veracode Software</i>	45	2018	Yes	0	M			C
<b>David A. Krall</b> <i>Strategic Advisor, Roku, Inc.</i>	58	2008	Yes	1			C	
<b>Angela T. Tucci</b> <i>CEO, Apto, Inc.</i>	52	2018	Yes	0		M		

AC: Audit Committee  
 CC: Compensation Committee  
 NC: Nominating & Corporate Governance Committee  
 M&A: Mergers & Acquisitions Committee

C Chair      F Financial Expert      M Member

## Corporate Governance Highlights

See the section of this proxy statement entitled “*Corporate Governance*” for more information.

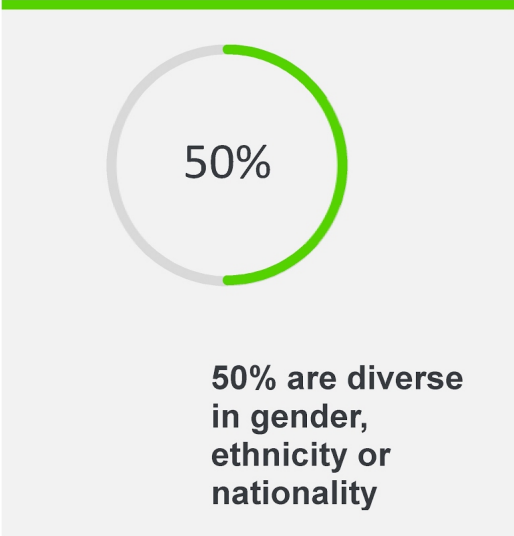
**Director Nominees** – The table and graphs below summarize the director nominees’ experience and the qualifications, skills and attributes most relevant to nominate candidates to serve on the Board. The section of the proxy statement entitled “*Nominees for Directors*” describes our nominees’ experience and backgrounds in more detail.

		<b>Number of nominees with relevant experience</b>
	<p><b>Leadership</b> Our business is complex, challenging and ever-evolving. CEOs and individuals with experience leading large business units have proven track records in developing and executing a vision and making executive-level decisions.</p>	8 of 8
	<p><b>Finance and Accounting</b> Individuals with financial expertise are able to identify and understand the issues associated with our complex, global business.</p>	6 of 8
	<p><b>Technology/Software Industry</b> Progress offers the leading platform for developing and deploying mission-critical business applications. Those with relevant technology/software experience are better able to understand the challenges facing our business.</p>	8 of 8
	<p><b>Go-to-Market/Sales</b> Our business depends on successfully creating awareness of our products and entering new markets as well as executing our sales strategy.</p>	5 of 8
	<p><b>Strategy</b> Successful development and execution of our corporate strategy is critical to our success.</p>	8 of 8
	<p><b>Product Development</b> Our business depends on the success of our product development efforts to develop our products and expand our offerings. Experience in this area enhances understanding of the challenges we face and facilitates strategic planning in this area.</p>	3 of 8
	<p><b>Public Company Board Service and Governance</b> Individuals having experience serving on public company boards better understand the roles and responsibilities of directors and corporate governance best practices.</p>	5 of 8
	<p><b>Global Business</b> We are a global company. Global experience enhances understanding of the complexities and issues with running a global business.</p>	8 of 8

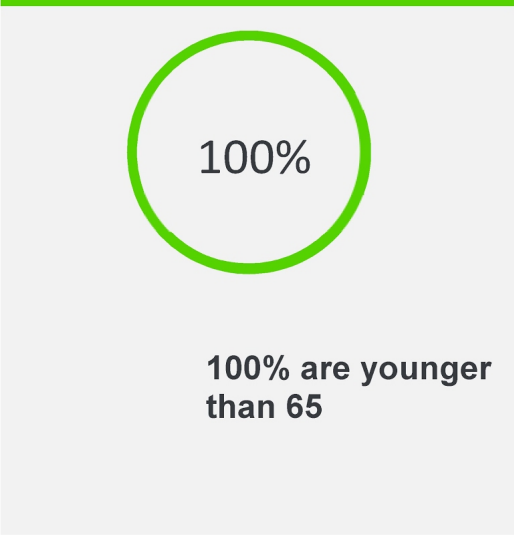
### Diversity of Tenure



### Diversity of Background

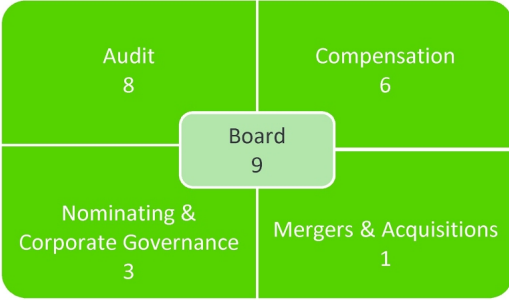


### Diversity of Age



### Active and Engaged Board

We have an active and engaged Board that is committed to fulfilling its fiduciary duty to act in good faith in the best interests of our company and all of our stockholders. The number of Board and committee meetings held in fiscal 2018 is set forth below:



\*All directors attended 75% or more



## Independent Board and Board Committees

### Independent Chairman of the Board:

Chairman and CEO positions separate since 2012

**7 of 8 director nominees are independent**

**50% of our directors have a tenure of less than two years;** current Board composition strikes an appropriate balance between directors with deep knowledge of the Company and those with a fresh perspective

**Independent directors meet in executive session** without the Chief Executive Officer **at every regularly scheduled Board meeting**

**All committee members are independent**

All Audit Committee members are **financially literate** and our Audit Committee chair is a **financial expert**

Our Compensation Committee uses an **independent compensation consultant**

## Strong Stockholder Support on Say-on-Pay

**99% say-on-pay support** at our 2018 Annual Meeting. We believe the vote indicates strong support for our executive compensation program, including enhancements made over prior years.

## Active Stockholder Engagement

During the past two years, independent members of our Board and members of senior management spoke to a large cross-section of our stockholders.

## Stockholder Rights

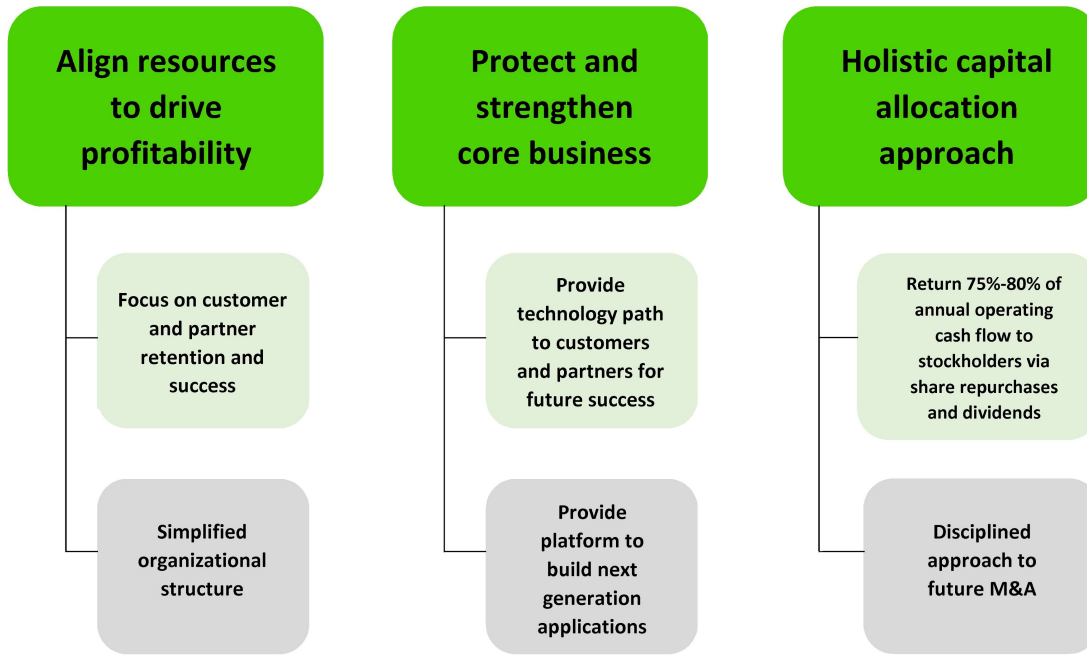
All directors are **elected annually**

We have adopted a **majority voting standard** for directors

Stockholders have right to call a **special meeting**

We have **no stockholder rights plan** ("poison pill") in place

The key tenets of our strategic plan and operating model are as follows:



*Our Strategic Plan is Delivering Results...and Enhancing Stockholder Value*

In fiscal 2018, we remained solidly on course with the execution of our strategic plan. Our budget and operating plan for 2018, as for 2017, reflected our continued expectations with respect to our core products and our focus on managing our business as efficiently as possible. We also made key investments in furtherance of our "Cognitive Applications" product strategy while maintaining our 35% operating margin commitment.

Highlights of our recent operational and financial results include:

- Reduction in annual expenses by almost \$40 million over the past two years;
- 400 bps operating margin expansion in fiscal 2018;
- Key product releases in our core product lines, including OpenEdge, Sitefinity and Kendo UI;
- 90%+ renewal rates in fiscal 2018 for OpenEdge, our flagship product;
- Over \$120 million in cash from operations generated in fiscal 2018; and
- Nearly \$150 million of capital returned to stockholders in fiscal 2018, including more than \$25 million in dividends.

The Compensation Committee's philosophy is to tie executive pay to performance to incent the achievement of outstanding returns to our stockholders and to drive the creation of sustainable long-term stockholder value. Consistent with its pay-for-performance philosophy, the Compensation Committee, in designing our executive compensation programs for 2018, emphasized alignment with our long-term business goals.

## **2018 Executive Compensation Highlights**

---

Base salaries for our named executive officers targeted at **market competitive levels.**

---

**100% of annual cash bonuses** for our named executive officers  **tied to achieving pre-established financial objectives** that are difficult to attain and require achievement closely linked to our annual operating plan and budget and publicly-announced expectations.

---

Payouts under the annual cash bonuses **capped at 150% of target amounts.**

---

**Half of annual target equity opportunity** for our named executive officers was delivered in the form of performance-based stock awards tied to three year relative total shareholder return and cumulative operating income metrics.

---

**30% of annual target equity opportunity** for our named executive officers was delivered in the form of **time-based restricted stock units** and **20%** in the form of **stock options.**

---

## Auditors

Aggregate fees billed to us for services performed for the fiscal years ended November 30, 2018 and November 30, 2017 by our independent registered public accounting firm, Deloitte & Touche LLP, were as follows:

	2018 (\$)	2017 (\$)
Audit Fees (1)	1,961,844	2,256,107
Tax Fees (2)	64,858	9,625
Audit-Related Fees (3)	319,050	140,000
All Other Fees	—	—

- (1) Represents fees billed for each of the last two fiscal years for professional services rendered for the audit of our annual financial statements included in Form 10-K and reviews of financial statements included in our interim filings on Form 10-Q, as well as statutory audit fees related to our wholly-owned foreign subsidiaries. In accordance with the policy on Audit Committee pre-approval, 100% of audit services provided by the independent registered public accounting firm are pre-approved.
- (2) Includes fees primarily for tax services. In accordance with the policy on Audit Committee pre-approval, 100% of tax services provided by the independent registered public accounting firm are pre-approved.
- (3) Represents for 2018 fees billed for audit services in connection with the implementation of Accounting Standards Update No. 2014-09, *Revenue from Contracts with Customers (Topic 606)* ("ASU 2014-09"), and for 2017, fees billed for audit services in connection with the acquisitions of DataRPM Corporation and Kinvey, Inc., both of which were completed during fiscal 2017. In accordance with the policy on Audit Committee pre-approval, 100% of audit-related services provided by the independent registered public accounting firm are pre-approved.

**PROGRESS SOFTWARE CORPORATION**

14 Oak Park Drive  
Bedford, Massachusetts 01730

---

**PROXY STATEMENT**

---

This proxy statement and the accompanying proxy card are being furnished in connection with the solicitation by the Board of Directors (the "Board") of Progress Software Corporation ("Progress," the "Company," "we," "us" or "our") of proxies for use at the 2019 Annual Meeting of Stockholders (the "Annual Meeting") to be held on Thursday, May 9, 2019, at 10:00 a.m., local time, at our principal executive offices located at 14 Oak Park Drive, Bedford, Massachusetts 01730. We anticipate that this proxy statement and the accompanying proxy will first be mailed to stockholders on or about March 29, 2019.

**Important Notice Regarding the Availability of Proxy Materials for the Annual Meeting of Stockholders to Be Held on May 9, 2019:**

**This proxy statement and our 2018 Annual Report on Form 10-K are available at:**

**<http://materials.proxyvote.com/743312>**

At the Annual Meeting, stockholders will be asked to consider and vote upon the following proposals:

- (1) To elect eight directors nominated by our Board of Directors;
- (2) To hold an advisory vote on the compensation of our named executive officers;
- (3) To ratify the selection of Deloitte & Touche LLP as our independent registered public accounting firm for fiscal year 2019; and
- (4) To transact any other business as may properly come before the Annual Meeting and any adjournment or postponement of the meeting.

You may obtain directions to the location of the Annual Meeting by visiting our website at [www.progress.com](http://www.progress.com).

## ABOUT THE MEETING AND VOTING

### Q: Who is soliciting my vote?

---

A: The Board of Directors of Progress is soliciting your vote at the 2019 Annual Meeting of Stockholders.

### Q: What is the purpose of the Annual Meeting?

---

A: You will be voting on the following items of business:

1. To elect eight directors to serve until the Annual Meeting of Stockholders to be held in 2020;
2. To hold an advisory vote on the compensation of our named executive officers (say-on-pay vote);
3. To ratify the selection of Deloitte & Touche LLP as our independent registered public accounting firm for the fiscal year ending November 30, 2019; and
4. To transact any other business as may properly come before the Annual Meeting and any adjournment or postponement of that meeting.

### Q: Who can attend the meeting?

---

A: All stockholders as of the close of business on March 20, 2019, the record date, or their duly appointed proxies, may attend the meeting. If you plan to attend the meeting, please note that you will need to bring your proxy card or voting instruction card and valid picture identification, such as a driver's license or passport. Cameras, recording devices and other electronic devices will not be permitted at the meeting and all mobile phones must be silenced during the meeting.

Please also note that if you hold your shares through a broker or other nominee, you will need to bring a copy of a brokerage statement reflecting your stock ownership as of the record date.

### Q: Who is entitled to vote at the meeting?

---

A: Only stockholders of record at the close of business on March 20, 2019, the record date for the meeting, are entitled to receive notice of and to participate in the Annual Meeting. If you were a stockholder of record on that date, you will be entitled to vote all shares that you held on that date at

the meeting, or any postponements or adjournments of the meeting. There were 44,493,152 shares of our common stock outstanding on the record date.

**Q: What are the voting rights of the holders of our common stock?**

---

A: Each share of our common stock outstanding on the record date will be entitled to one vote on each matter considered at the meeting.

**Q: What is the difference between holding shares as a stockholder of record and holding shares as a beneficial owner?**

---

A: If your shares are registered directly in your name with our transfer agent, American Stock Transfer & Trust Company, you are considered the stockholder of record with respect to those shares, and these proxy materials are being sent directly to you by us. As the stockholder of record, you have the right to grant your voting proxy directly to us by completing, signing, dating and returning a proxy card, or to vote in person at the Annual Meeting.

Many of our stockholders hold their shares through a broker, bank or other nominee rather than directly in their own name. If your shares are held in a stock brokerage account or by a bank or other nominee, you are considered the beneficial owner of your shares. We have sent these proxy materials to your broker or bank. As the beneficial owner, you have the right to direct your broker, bank or nominee on how to vote and you are also invited to attend the Annual Meeting. However, since you are not the stockholder of record, you may not vote these shares in person at the Annual Meeting unless you request and obtain a proxy from your broker, bank or nominee. Your broker, bank or nominee will provide a voting instruction card for you to use in directing the broker, bank or nominee regarding how to vote your shares.

**Q: What is a quorum?**

---

A: A quorum is the minimum number of our shares of common stock that must be represented at a duly called meeting in person or by proxy to legally conduct business at the meeting. For the Annual Meeting, the presence, in person or by proxy, of the holders of at least 22,246,577 shares, which is a simple majority of the 44,493,152 shares outstanding as of the record date, will be considered a quorum allowing votes to be taken and counted for the matters before the stockholders.



If you are a stockholder of record, you must deliver your vote by internet, phone or mail or attend the Annual Meeting in person and vote to be counted in the determination of a quorum.

Abstentions and broker “non-votes” will be counted as present or represented at the Annual Meeting for purposes of determining the presence or absence of a quorum. A broker “non-vote” occurs when a broker or other nominee who holds shares for a beneficial owner withholds its vote on a proposal with respect to which it does not have discretionary voting power or instructions from the beneficial owner.

---

**Q: What is the difference between a routine matter and a non-routine matter?**

A: Brokers cannot vote on their customers’ behalf on “non-routine” proposals such as Proposal One, the election of directors and Proposal Two, the advisory vote on the compensation of our named executive officers (say-on-pay vote). Because brokers require their customers’ direction to vote on such non-routine matters, it is critical that stockholders provide their brokers with voting instructions. Proposal Three, the ratification of the appointment of our independent registered public accounting firm, will be a “routine” matter for which your broker does not need your voting instruction to vote your shares.

---

**Q: How do I vote?**

A: If you are a stockholder of record, you have the option of submitting your proxy card by internet, phone or mail or attending the meeting and delivering the proxy card. The designated proxy will vote per your instructions. You may also attend the meeting and personally vote by ballot.

If you are a beneficial owner of shares, to vote at the meeting, you will need to obtain a signed proxy from the broker or nominee that holds your shares. If you have the broker’s proxy, you may vote by ballot or you may complete and deliver another proxy card in person at the meeting.

When you vote, you are giving your “proxy” to the individuals we have designated to vote your shares at the meeting as you direct. If you do not make specific choices, they will vote your shares to:

- elect the eight individuals nominated by our Board of Directors;
- approve the advisory vote on the compensation of our named executive officers (say-on-pay vote); and
- approve the ratification of the selection of Deloitte & Touche LLP as our independent registered public accounting firm for the fiscal year ending November 30, 2019.

If any matter not listed in the Notice of Meeting is properly presented at the meeting, the proxies will vote your shares in accordance with their best judgment. As of the date of this proxy statement, we

knew of no matters that needed to be acted on at the meeting other than as discussed in this proxy statement.

**Q: How does the Board of Directors recommend that I vote?**

---

A: The Board recommends that you vote your shares as follows:

- **FOR** Proposal One — elect the eight nominees to the Board of Directors.
- **FOR** Proposal Two — approve the advisory vote on the compensation of our named executive officers (say-on-pay vote).
- **FOR** Proposal Three— approve the ratification of the selection of Deloitte & Touche LLP as our independent registered public accounting firm for the fiscal year ending November 30, 2019.

**Q: Can I change or revoke my vote?**

---

A: You may revoke your vote at any time before the proxy is exercised by filing with our Secretary a written notice of revocation or by signing and duly delivering a proxy bearing a later date. At the meeting, you may revoke or change your vote by submitting a proxy to the inspector of elections or voting by ballot. Your attendance at the meeting will not by itself revoke your vote.

**Q: How many votes are required to elect directors (Proposal One)?**

---

A: The nominees who receive the most votes (also known as a “plurality” of the votes cast) will be elected. You may vote either FOR the nominee or WITHHOLD your vote from the nominee. Votes that are withheld will not be included in the vote tally for the election of the directors. Brokerage firms do not have authority to vote customers’ unvoted shares held by the firms in street name for the election of the director. As a result, any shares not voted by a customer will be treated as a broker non-vote. These broker non-votes will have no effect on the results of this vote.

In an uncontested election, if a nominee receives a greater number of votes “withheld” from his or her election than votes “for” such election, that nominee will submit his or her offer of resignation for consideration by our Nominating and Corporate Governance Committee in accordance with our majority voting policy discussed in more detail on page 13 of this proxy statement.

**Q: How many votes are required to adopt the other proposals (Proposals Two and Three)?**

---

A: The other proposals will be approved if these proposals receive the affirmative vote of a majority of the shares present or represented and entitled to vote on these proposals. Abstentions will have the same effect as a vote "against" each of Proposals Two and Three. Brokerage firms do not have authority to vote customers' unvoted shares held by the firms in street name on Proposal Two. As a result, any shares not voted by a customer will be treated as a broker non-vote. Those broker non-votes will have no effect on the results of the vote with respect to this Proposal.

Brokerage firms do have authority to vote customers' unvoted shares held by the firms in street name on Proposal Three (Ratification of the Selection of Independent Registered Public Accounting Firm). If a broker does not exercise this authority, such broker non-votes will have no effect on the results of this vote. We are not required to obtain the approval of our stockholders to appoint Deloitte & Touche LLP as our independent registered public accounting firm. However, if our stockholders do not ratify the selection of Deloitte & Touche LLP as our independent registered public accounting firm for our fiscal year ending November 30, 2019, the Audit Committee of our Board will consider the results of this vote when selecting auditors in the future.

**Q: Who will pay for the cost of this proxy solicitation?**

---

A: We will pay the cost of preparing, mailing and soliciting proxies, including preparation, assembly, printing and mailing of this proxy statement and any additional information furnished to stockholders. We may reimburse banks, brokerage houses, fiduciaries and custodians for their out-of-pocket expenses for forwarding solicitation materials to beneficial owners.

**Q: What is "householding" of proxy materials?**

---

A: In some cases, stockholders holding their shares in a brokerage or bank account who share the same surname and address and have not given contrary instructions received only one copy of the proxy materials. This practice is designed to reduce duplicate mailings and save printing and postage costs. If you would like to have a separate copy of our Annual Report and/or proxy statement mailed to you or to receive separate copies of future mailings, please contact Broadridge Financial Solutions, Inc. by mail at Broadridge Financial Solutions, Inc., Householding Department, 51 Mercedes Way, Edgewood, New York 11717 or by phone at (866) 540-7095. Such additional copies will be delivered promptly upon receipt of such request.

In other cases, stockholders receiving multiple copies at the same address may wish to receive only one. If you now receive more than one copy, and would like to receive only one copy, please submit your request to Broadridge Financial Solutions, Inc. at the address or phone number listed above.

**Q: Who will count the votes and where can I find the voting results?**

---

A: Broadridge Financial Solutions, Inc. will tabulate the voting results. We will announce the voting results at the Annual Meeting and we will publish the results by filing a Current Report on Form 8-K with the Securities and Exchange Commission (the "SEC") within four business days of the Annual Meeting.

# CORPORATE GOVERNANCE

## Our Corporate Governance Framework

---

We believe we have in place corporate governance procedures and practices that are designed to promote and enhance the long-term interests of stockholders, solidify board oversight processes, strengthen management accountability and foster responsible decision making. We regularly monitor developments in corporate governance and review our processes and procedures in light of such developments.

Our Board of Directors has adopted Corporate Governance Guidelines that address the following matters:

- director qualifications;
- director voting policy;
- executive sessions and leadership roles;
- conflicts of interest;
- Board Committees;
- director access to officers and employees;
- director orientation and continuing education;
- director and executive officer stock ownership;
- stockholder communications with the Board; and
- performance evaluation of the Board and its committees.

## Our Corporate Governance Documents

---

- Certificate of Incorporation
- Amended and Restated Bylaws
- Audit Committee Charter
- Nominating and Corporate Governance Committee Charter
- Compensation Committee Charter
- Code of Conduct and Business Ethics
- Finance Code of Ethics
- Corporate Governance Guidelines
- Stock Option Grant Policy

Our certificate of incorporation and our bylaws are filed with the SEC and are available electronically at [www.sec.gov](http://www.sec.gov). The other documents listed above can be found on our website at [www.progress.com](http://www.progress.com) under the heading “Corporate Governance” located on the “Investor Relations” page.

## **Our Corporate Governance Practices**

---

### **Our Board is Independent**

- *7 of 8 nominees are independent* – If the director nominees are elected at the Annual Meeting, the Board will continue to be composed of one employee director (Mr. Gupta, our CEO) and seven non-employee directors (Messrs. Egan, Dacier, Gawlick, Kane and Krall and Mses. King and Tucci).
- *Regular executive sessions of independent directors* – Our independent directors meet in executive session without the Chief Executive Officer at every regularly scheduled Board meeting to discuss, among other matters, the performance of the Chief Executive Officer.
- *Committees are independent* – Each of the Board’s committees are strictly comprised of independent directors.
- *Independent compensation consultant* – The compensation consultant retained by the Compensation Committee is independent of the Company and management.

### **We Have Strong Board Refreshment**

We believe it is important to maintain a mix of longer-tenured, experienced directors, who can help to preserve continuity and institutional knowledge, and new directors, who can provide fresh perspectives. In furtherance of this objective, the Board elected Messrs. Dacier and Gawlick in June 2017 and Mses. King and Tucci in February 2018. While we do not impose director tenure limits, our Corporate Governance Guidelines do impose a mandatory retirement age of eighty-five. We believe our current Board composition strikes an appropriate balance between directors with deep historical knowledge of the Company and those with a fresh viewpoint.

### **We Have an Independent Chairman of the Board**

We currently have an independent Chairman of the Board (Mr. Egan). We believe the current Board leadership structure serves us and our stockholders well by having a strong independent Chairman of the Board to provide independent leadership of the Board and because it allows our CEO to focus primarily on the Company’s business strategy, operations and corporate vision. This leadership structure, coupled with a strong emphasis on Board independence, provides effective independent oversight of management. Board

members have complete access to and are encouraged to utilize members of our senior management regularly, and they have the authority to retain independent advisors as they deem necessary. The Board believes this leadership structure affords our company an effective combination of internal and external experience, continuity and independence.

Key responsibilities of the independent Chairman of the Board include:

- o calling meetings of the Board and independent directors;
- o setting the agenda for Board meetings in consultation with the CEO and our Secretary;
- o chairing executive sessions of the independent directors;
- o leading the full Board in the annual CEO performance evaluation;
- o engaging with stockholders;
- o acting as an advisor to Mr. Gupta on strategic aspects of the CEO role with regular consultations on major developments and decisions likely to interest the Board; and
- o performing other duties specified in the Corporate Governance Guidelines or assigned by the Board.

Our Corporate Governance Guidelines do not require the separation of the roles of Chairman of the Board and Chief Executive Officer, as our Board believes that it is important that the Board retain flexibility to determine whether these roles should be separate or combined based upon the Board's assessment of the Company's needs and Progress's leadership at a given point in time. We believe that an effective board leadership structure is highly dependent on the experience, skills and personal interaction between those in leadership roles. In prior years, we have had, alternately, an independent Chairman of the Board and a non-independent Chairman of the Board with a Lead Independent Director. Our policy is to have a Lead Independent Director if the Chairman of the Board is not independent.

### **We Value Diversity**

The Board and the Nominating and Corporate Governance Committee value diversity of backgrounds, experience, perspectives and leadership in different fields when identifying nominees. We believe that we have assembled a diverse set of directors with the varied backgrounds, experiences and perspectives critical to our long-term success. Presently, 50% of our Board members are diverse in gender, ethnicity or nationality. To help us maintain broad diversity and to continually assess the effectiveness of this diversity policy, our Board of Directors conducts regular self-evaluations. The survey questions include an assessment of whether the composition of the Board is appropriately diverse and possesses the skills and experience consistent with achieving our short and long-term corporate goals.



## **We are Committed to Corporate Responsibility**

We work to conduct our business in ways that will have a positive impact on our stakeholders, our company and our society. As an organization, we believe it is incumbent upon us to consider the social and environmental impact of our business activities and create social and corporate value to the communities we serve. Our customers, partners, stockholders, employees and the environment depend on this, and it is woven into the fabric of who we are. Important areas of focus for us are issues related to community engagement, diversity and inclusion, human capital development and environmental sustainability.

- *Community Engagement* – We engage in the global community and support our employees that do so as well. Our community engagement endeavors have historically been driven by the passions of our employees, who have dedicated their time and fundraising efforts towards causes as diverse as our global employee population, with meaningful support from the Company.

In 2018, we undertook efforts to further formalize and focus our charitable giving program, which we view as a critical part of an effective and strategic corporate social responsibility program. Philanthropy and lending a helping hand are values we share across the Company and something we, as an organization, wish to harness in order to create an even greater impact in our communities. In 2018 and early 2019, we worked to identify areas of philanthropic focus that align closely with who we are and what we do, such as support of education in science, technology, engineering and math (STEM), in order to maximize the impact of our charitable giving.

Additionally, we have a program to match our employees' charitable donations, including supporting communities impacted by disasters through corporate donations to relief organizations. We also provide our employees with paid time off to volunteer with community organizations and encourage our employees to lead philanthropic initiatives that matter to them.

- *Inclusion and Diversity* – Progress is an inclusive workplace where opportunities to succeed are available to everyone. As a multicultural company serving a global community, we encourage a wide range of views and celebrate our diverse backgrounds. Our unique combination of perspectives inspires innovation, connects us to our customers and positively affects our communities. We seek employees with diverse backgrounds and viewpoints and are committed to creating a culture of innovation and inspiration where employees feel a strong sense of community and collective pride in our success.

In 2018, we launched an inclusion and diversity initiative focused on fostering a more inclusive environment and diverse workforce by strengthening five key organizational areas: culture and belonging, talent acquisition, leveraging talent, management and leadership and career development. Additionally, in early 2019, we formed an I&D Advisory Committee made up of a diverse group of Progress employees from across the globe tasked with helping us to support the formation and implementation of I&D initiatives.

- *Human Capital Development* – Another way we advance our commitment to Corporate Responsibility is in our commitment to our employees, who are key to our success. As noted above, we are investing in programs to ensure that we maintain a diverse and inclusive environment. Furthermore, we invest significant resources to developing the talent we need to strengthen our company while at the same time deepening our employees' skill sets and furthering their careers with us. Through our communication and engagement efforts, our employees better understand how their work contributes to the overall strategy of the company. We also gain valuable feedback on those programs designed to enhance their employee experience. We also focus our human capital management efforts on rewarding performance that balances risk and reward, empowering professional growth and development, and investing in health, emotional and financial wellness. We provide compensation, benefits, and resources to employees that reflect our commitment to being a great place to work.

In 2018, our Human Capital Department launched an extensive management training and development program focused on deepening our employees' skill sets.

- *Environmental Sustainability* – Progress's products help companies run more efficiently. Each of our solutions is created with these principles of action in mind:
  - o Responsible citizenship
  - o Protection of the earth
  - o Sustainable use of natural resources
  - o Reduction of waste
  - o Energy conservation
  - o Safe and healthy work environment

Our sustainability initiatives include recycling programs and energy and resource conservation programs. Our corporate headquarters in Bedford, Massachusetts has received LEED Gold certification. In 2018, we installed electric vehicle charging stations at our headquarters.

## **Stockholder Rights**

- Each of our directors stands for election every year. We do not have a classified or staggered board.
- We have adopted a majority voting policy for directors, as described below under "*Our Majority Voting Policy*."
- Holders of 40% of outstanding shares can call a special meeting (lowered from 80% in March 2019).
- We have no stockholders rights plan ("poison pill") in place.

## **Strong Stockholder Support on Say-On-Pay**

*99% say-on-pay support at our 2018 Annual Meeting.* We believe the vote indicates strong support for our executive compensation program, including enhancements made in recent years.

## **We Proactively Engage with our Stockholders**

We actively seek to engage with our stockholders as part of our corporate governance cycle. During the past two years, independent members of our Board and members of senior management spoke to a large cross-section of our stockholders.

## **Our Majority Voting Policy**

Our Corporate Governance Guidelines set forth our majority voting policy for directors, which provides that any nominee for election to the Board in an uncontested election who receives a greater number of votes “withheld” from his or her election than votes “for” such election is to submit his or her offer of resignation for consideration by the Nominating and Corporate Governance Committee. The Nominating and Corporate Governance Committee is to consider all relevant facts and circumstances and recommend to the Board the action to be taken with respect to that offer of resignation. The Board will then act on the Nominating and Corporate Governance Committee’s recommendation. Promptly following the Board’s decision, the Company will disclose that decision and an explanation of such decision in a filing with the SEC or a press release.

If the Board accepts a director’s resignation, then the Board may fill any resulting vacancy or may decrease the size of the Board, in each case pursuant to our Bylaws. If a director’s resignation is not accepted by the Board, such director will continue to serve until the next Annual Meeting of Stockholders or special meeting in lieu of such Annual Meeting or until his or her successor has been duly elected and qualified, or until his or her earlier death, resignation or removal.

Through this policy, the Board seeks to be accountable to all stockholders and respects the rights of stockholders to express their views through their votes for directors. At the same time, the policy allows the Board sufficient flexibility to make sound evaluations based on the relevant circumstances and to act in the best interest of the Company and its stockholders in the event of a greater than or equal to 50% “withhold” vote against a specific director.

## **Our Board Evaluates Its Effectiveness**

The Board conducts self-evaluations on a regular basis to determine whether it is functioning effectively and whether any changes are necessary to improve its performance. This process is developed and overseen by the Nominating and Corporate Governance Committee and conducted with the help of our external counsel. Among other things, members assess (via discussions with the Chairman of the Board and/

or the Chair of the Nominating and Corporate Governance Committee, written questionnaires, or a combination of the two methods) the effectiveness of the Board and its committees, director performance and Board dynamics. The results of these self-evaluations, and action items, if any, are reported to and discussed by the Board.

### **Our Board of Directors Has a Significant Role in Risk Oversight**

Our Board of Directors believes that its oversight responsibility with respect to the various risks confronting our company is one of its most important areas of responsibility and provides further checks and balances on our leadership structure. Our Board of Directors views its oversight of risk as an ongoing process that occurs throughout the year while evaluating the strategic direction and actions of our company. A fundamental aspect of risk management is not only understanding the risks a company faces and what steps management is taking to manage those risks, but also determining what level of risk is appropriate for the company. We believe that having an independent Chairman of the Board enhances our Board's ability to oversee our risks.

In carrying out this critical function, our Board is involved in risk oversight through direct decision-making authority with respect to significant matters and the oversight of management directly by our Board and through its committees. Each committee's specific area of responsibility is as follows:

Audit Committee	Compensation Committee	Nominating and Corporate Governance Committee	Mergers and Acquisitions Committee
<p>Primarily responsible for overseeing risk management as it relates to our financial condition, financial statements, financial reporting process, internal controls and accounting matters, as well as cybersecurity matters. The Audit Committee also assists our Board of Directors in fulfilling its oversight responsibilities with respect to conflict of interest issues that may arise.</p>	<p>Responsible for overseeing our overall compensation practices, policies and programs and assessing the risks arising from those policies and programs.</p>	<p>Considers risks related to our corporate governance practices and leadership structure of the Board, including evaluating and considering evolving corporate governance best practices and director and management succession planning.</p>	<p>Considers risks related to our consideration of acquisitions and other strategic transactions.</p>

Our Board of Directors receives reports from members of senior management on the functional areas for which they are responsible. These reports may include operational, financial, sales, competitive, legal and

regulatory, strategic and other risks, as well as any related management and mitigation. In addition, the Board plays an active oversight and risk mitigation role through its regular review of the Company's strategic direction.

In 2018, an increased area of focus for us was enhancing our risk mitigation practices around cybersecurity risk. Cybersecurity protection is vital to our organization and our stakeholders, and we are committed to ensuring that our products, data and systems are secure from potential breach. In 2018, we formed a cybersecurity governance team composed of key members of management and IT, data and product security personnel. Management provides updates to the Audit Committee on cybersecurity matters, including information about cybersecurity governance processes, the status of projects to strengthen internal cybersecurity and security features of the products and services we provide our customers.

### **Our Code of Conduct and Business Ethics**

Our Board of Directors has adopted a Code of Conduct and Business Ethics that applies to all officers, directors and employees. Copies of the Code of Conduct and Business Ethics can be found on our website at [www.progress.com](http://www.progress.com) under the heading "Corporate Governance" located on the "Investor Relations" page.

### **How to Communicate with Our Board**

Our Board of Directors welcomes communications from stockholders. Any stockholder may communicate either with our Board of Directors as a whole, or with any individual director, by sending a written communication addressed to the Board of Directors or to such director at our offices located at 14 Oak Park Drive, Bedford, Massachusetts 01730, or by submitting an email communication to [BOD@progress.com](mailto:BOD@progress.com). All communications sent to our Board of Directors will be forwarded to the Board of Directors or to the individual director to whom such communication was addressed.

## PROPOSAL ONE: ELECTION OF DIRECTORS

### Nominees

---

Eight individuals have been nominated for election at the Annual Meeting to hold office until the 2019 Annual Meeting. The nominees were evaluated and recommended by the Nominating and Corporate Governance Committee in accordance with its charter and our Corporate Governance Guidelines. For additional information about the nominees and their qualifications, please see the sections of this proxy statement entitled “*Director Nomination Process - Key Board Qualifications, Expertise and Attributes*” and “*Nominees for Directors.*”

**Our Board of Directors recommends a vote FOR the election to the Board of each of the following nominees:**

Nominee	Age	Director Since	Occupation
John R. Egan, Chairman of the Board	61	2011	Managing Partner, Carruth Management, LLC
Paul T. Dacier	61	2017	General Counsel, Indigo Agriculture, Inc.
Rainer Gawlick	51	2017	Public/Private Company Board Member; Advisor, Think Cell and Vector Capital
Yogesh Gupta	58	2016	President and CEO, Progress Software Corporation
Charles F. Kane	61	2006	Adjunct Professor of International Finance, MIT Sloan Graduate Business School of Management
Sanskriti Y. King	45	2018	CEO, Veracode Software
David A. Krall	58	2008	Strategic Advisor, Roku, Inc.
Angela T. Tucci	52	2018	CEO, Apto, Inc.

Each director elected at the Annual Meeting will hold office until the next Annual Meeting of Stockholders or special meeting in lieu of such Annual Meeting or until his or her successor has been duly elected and qualified, or until his or her earlier death, resignation or removal. There are no family relationships among any of our executive officers or directors.

Each of the director nominees named in this proxy statement has agreed to serve as a director if elected, and we have no reason to believe that any nominee will be unable to serve. If, before the Annual Meeting, one or more nominees named in this proxy statement should become unable to serve or for good

cause will not serve, the persons named in the enclosed proxy will vote the shares represented by any proxy received by our Board of Directors for such other person or persons as may thereafter be nominated for director by the Nominating and Corporate Governance Committee and our Board of Directors.

The Board of Directors and Nominating and Corporate Governance Committee believe the eight Board nominees possess the skills, experience and diversity to effectively monitor performance, provide oversight, and advise management on the Company's long-term strategy.

## Director Nomination Process

---

### *Board Membership Criteria*

Our Board of Directors has delegated the search for, and recommendation of, director nominees to the Nominating and Corporate Governance Committee. When considering a potential candidate for membership on our Board of Directors, the Nominating and Corporate Governance Committee will consider any criteria it deems appropriate, including, among other things, the background, experience and qualifications of any candidate as well as such candidate's past or anticipated contributions to our Board of Directors and its Committees. At a minimum, each nominee is expected to have:

Highest personal and professional integrity

Demonstrated exceptional ability and judgment

Effectiveness, with the other directors, in collectively serving the long-term interests of our stockholders

In addition, the Nominating and Corporate Governance Committee has established the following minimum requirements:

- at least five years of business experience;
- no identified conflicts of interest as a prospective director of our company;
- no convictions in a criminal proceeding (aside from traffic violations) during the five years prior to the date of selection; and
- willingness to comply with our Code of Conduct and Business Ethics.

The Board of Directors retains the right to modify these minimum qualifications from time to time, and exceptional candidates who do not meet these criteria may still be considered.



In addition to any other standards the Nominating and Corporate Governance Committee may deem appropriate from time to time for the overall structure and composition of our Board of Directors, the Nominating and Corporate Governance Committee also considers numerous other qualities, skills and characteristics when evaluating director nominees such as:

- direct experience in the software industry or in the markets in which we operate;
- an understanding of, and experience in, accounting, legal, finance, product, sales and/or marketing matters;
- experience on other public or private company boards;
- leadership experience with public companies or other major organizations; and
- diversity of the Board, considering the business and professional experience, educational background, reputation, and industry expertise across various market segments and technologies relevant to our business, as well as other relevant attributes of the candidates.

The Nominating and Corporate Governance Committee does not assign specific weights to criteria and no criterion is necessarily applicable to all prospective nominees.

In February 2018, we added two new directors to our Board: Samskriti Y. King and Angela T. Tucci. The Board, through its Nominating and Corporate Governance Committee, and with the assistance of an independent executive search firm, selected Ms. King and Ms. Tucci from a large pool of highly qualified individuals, including candidates suggested by our stockholders. The search process, which was initiated and publicly announced in October 2017, emphasized diverse individuals with experience as senior executives in the enterprise infrastructure software industry. Among the many factors considered by the Board when assessing Ms. King's and Ms. Tucci's respective experience, qualification, attributes and skills were the unique and diverse perspectives that, as female directors, they could each bring to the Board.

#### *Director Nomination Process*

Generally, the Nominating and Corporate Governance Committee identifies candidates for director nominees in consultation with the other directors and management, using search firms or other advisors, through recommendations submitted by stockholders or through other methods that the Nominating and Corporate Governance Committee deems to be helpful to identify candidates. In the case of incumbent directors, the Nominating and Corporate Governance Committee reviews each incumbent director's overall past service to us, including the number of meetings attended, level of participation, quality of performance, and whether the director continues to meet applicable independence standards.

In the case of a new director candidate, the Nominating and Corporate Governance Committee confirms that the candidate meets the minimum qualifications for a director nominee established by the

Nominating and Corporate Governance Committee. The candidate will also be interviewed by the Nominating and Corporate Governance Committee and other Board members. The Nominating and Corporate Governance Committee then meets to discuss and evaluate the qualities and skills of each candidate, both on an individual basis and considering the overall composition and needs of our Board of Directors. The same procedures apply to all candidates for director nomination, including candidates submitted by stockholders.

Based on the results of the evaluation process, the Nominating and Corporate Governance Committee recommends candidates for our Board of Directors' approval as director nominees for election to our Board of Directors. The Nominating and Corporate Governance Committee also recommends candidates to our Board of Directors for appointment to its Committees.

#### *Stockholder Recommendations*

The Nominating and Corporate Governance Committee will consider director nominee candidates who are recommended by stockholders of our company. Recommendations sent by stockholders must provide the following information:

- the name and address of record of the stockholder;
- a representation that the stockholder is a record holder of our common stock, or if the stockholder is not a record holder, evidence of ownership in accordance with Rule 14a-8(b)(2) of the Securities Exchange Act of 1934, as amended (the "Exchange Act");
- the name, age, business and residential address, educational background, current principal occupation or employment, and principal occupation or employment for the preceding five full fiscal years of the proposed director candidate;
- a description of the qualifications and background of the proposed director candidate which addresses the minimum qualifications described above;
- a description of all arrangements or understandings between the stockholder and the proposed director candidate; and
- any other information regarding the proposed director candidate that is required to be included in a proxy statement filed under SEC rules.

The submission must be accompanied by a written consent of the individual to be named in our proxy statement as standing for election if nominated by our Board of Directors and to serve if elected by the stockholders. Stockholder recommendations of candidates for election as directors at an Annual Meeting of Stockholders must be given at least 120 days prior to the anniversary date of the mailing of our proxy statement for the previous year's Annual Meeting.

## Key Board Qualifications, Expertise and Attributes

The table and graphs below summarize the director nominees' experience and the qualifications, skills and attributes most relevant to nominate candidates to serve on the Board. Director biographies in the section below entitled "*Nominees for Directors*" describe each director's background and relevant experience in more detail.

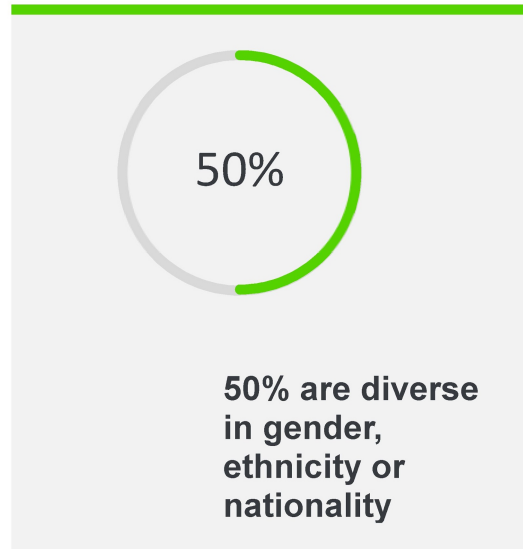
### Number of nominees with relevant experience

	<p><b>Leadership</b> Our business is complex, challenging and ever-evolving. CEOs and individuals with experience leading large business units have proven track records in developing and executing a vision and making executive-level decisions.</p>	8 of 8
	<p><b>Finance and Accounting</b> Individuals with financial expertise are able to identify and understand the issues associated with our complex, global business.</p>	6 of 8
	<p><b>Technology/Software Industry</b> Progress offers the leading platform for developing and deploying mission-critical business applications. Those with relevant technology/software experience are better able to understand the challenges facing our business.</p>	8 of 8
	<p><b>Go-to-Market/Sales</b> Our business depends on successfully creating awareness of our products and entering new markets as well as executing our sales strategy.</p>	5 of 8
	<p><b>Strategy</b> Successful development and execution of our corporate strategy is critical to our success.</p>	8 of 8
	<p><b>Product Development</b> Our business depends on the success of our product development efforts to develop our products and expand our offerings. Experience in this area enhances understanding of the challenges we face and facilitates strategic planning in this area.</p>	3 of 8
	<p><b>Public Company Board Service and Governance</b> Individuals having experience serving on public company boards better understand the roles and responsibilities of directors and corporate governance best practices.</p>	5 of 8
	<p><b>Global Business</b> We are a global company. Global experience enhances understanding of the complexities and issues with running a global business.</p>	8 of 8

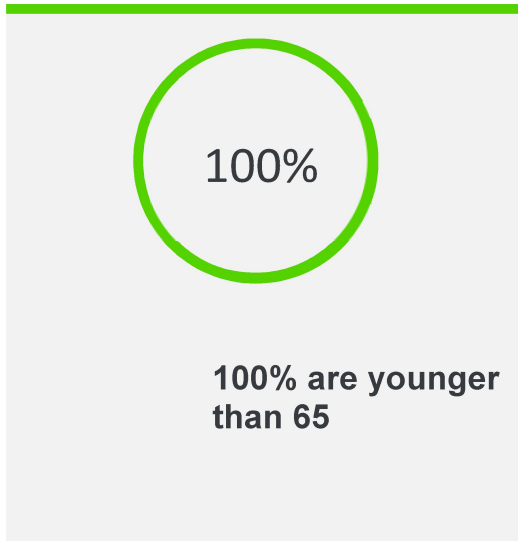
## Diversity of Tenure



## Diversity of Background



## Diversity of Age



## NOMINEES FOR DIRECTORS



### John R. Egan

**Chairman of the Board**

**Director since** September 2011

**Independent Chairman of the Board since** December 2012

**Age:** 61

Independent

**Current Board Committees:** Nominating and Corporate Governance, M&A



### Key Attributes

Extensive understanding and expertise in the information technology industry due to his service on other boards of directors combined with his executive leadership roles at EMC.

Broad experience ranging from venture capital investments in early-stage technology companies to extensive sales and marketing experience, to executive leadership and management roles.

Business acumen, substantial operational experience, and expertise in corporate strategy and development.

Extensive experience serving as a director of publicly-traded companies.

### Biography

Mr. Egan is managing partner of Carruth Management, LLC, a Boston-based venture capital fund he founded in October 1998 that specializes in technology and early stage investments. From October 1986 until September 1998, Mr. Egan served in several executive positions with EMC Corporation (NYSE: EMC), a publicly-held global leader in information technology, including Executive Vice President, Products and Offerings, Executive Vice President, Sales and Marketing, Executive Vice President, Operations and Executive Vice President, International Sales.

#### Other Current Public Company Boards

- Verint Systems, Inc. (NASDAQ: VRNT), a provider of systems to the internet security market
- NetScout Systems, Inc. (NASDAQ: NTCT), a network performance management company, where he serves as Lead Director

#### Other Current Boards

- Lucidity Lights
- OwnerIQ
- Trilio

#### Prior Public Company Boards in Last 5 Years

- EMC
- VMware, Inc.



Leadership



Finance and Accounting



Technology/  
Software Industry



Go-to-Market/  
Sales



Strategy



Product Development



Public Company Board Service and Governance



Global Business





## Paul T. Dacier

**Director since** June 2017

**Age:** 61

Independent

**Current Board Committees:** Nominating and Corporate Governance (Chair)



## Key Attributes

Extensive understanding and expertise in the information technology industry due to his service on other boards of directors combined with his prior executive role at EMC.

Experience and expertise in legal issues and corporate governance as a general counsel and director of publicly-traded companies.

## Biography

Mr. Dacier is currently the General Counsel of Indigo Agriculture, Inc., a Boston-based agricultural technology start-up company that specializes in products designed to maximize crop health and productivity, which he joined in March 2017. Previously, Mr. Dacier was Executive Vice President and General Counsel of EMC Corporation (NYSE: EMC) from 1990 until September 2016, when EMC was acquired by Dell Technologies. Mr. Dacier was responsible for the worldwide legal affairs of EMC and its subsidiaries and oversaw the company's internal audit, real estate and facilities organizations, sustainability and government affairs departments.

### Other Current Public Company Boards

- AerCap Holdings NV (NYSE: AER), the world's largest independent commercial aircraft leasing company
- GTY Technology Holdings, Inc. (NASDAQ: GTYHU), a technology holding company

### Other Current Boards

- Massachusetts Judicial Nominating Commission
- Dean's Advisory Board, Boston College Law School
- Social Law Library
- New England Legal Foundation

### Prior Public Company Boards in Last 5 Years

None



Leadership



Finance and Accounting



Technology/  
Software Industry



Go-to-Market/  
Sales



Strategy



Product Development



Public Company Board Service and Governance



Global Business



## Rainer Gawlick

Director since June 2017

Age: 51

Independent

Current Board Committees: Compensation; Audit



## Key Attributes

Extensive expertise in international sales as well as product-management and marketing through his experience as a director of public and private companies, as well as his leadership roles in the technology industry.

Expertise in developing growth strategies.

## Biography

Dr. Gawlick has served as an advisor to Think Cell, a software company, and as an advisor to Vector Capital since 2016. Previously, Dr. Gawlick was President of Perfecto Mobile, Ltd., a leader in mobile testing, from July 2015 until September 2016. Prior to that, Dr. Gawlick was Executive Vice President of Global Sales at IntraLinks, Inc., a computer software company providing virtual data rooms and other content management services, from April 2012 until July 2015. From August 2008 to April 2012, Dr. Gawlick served as Chief Marketing Officer of Sophos Ltd., a computer security company providing endpoint, network and data protection software. From April 2005 to August 2008, Dr. Gawlick served as Vice President of Worldwide Marketing and Strategy at SolidWorks Corp., a CAD software company. He also has held a variety of executive positions in other technology businesses and was a consultant with McKinsey & Company. Dr. Gawlick holds a Ph.D. in Computer Science from the Massachusetts Institute of Technology.

### Other Current Public Company Boards

- Proto Labs, Inc. (NYSE: PRLB), a leading online and technology-enabled quick-turn manufacturer of custom parts for prototyping and short-run production

### Other Current Boards

- ChyronHego Corp.
- Meltwater, Inc.
- CloudSense

### Prior Public Company Boards in Last 5 Years

None



Leadership



Finance and Accounting



Technology/  
Software Industry



Go-to-Market/  
Sales



Strategy



Product Development



Public Company Board Service and Governance



Global Business





## Yogesh Gupta

President and Chief Executive Officer

Director since October 2016

Age: 58



## Key Attributes

Significant management and operating experience, extensive knowledge of the software industry and critical technical, financial, strategic and marketing expertise, gained through his prior roles in the software industry as chief executive officer and in other leadership positions.

Provides unique insight into our markets, products, technology, challenges and opportunities in his role as our President and Chief Executive Officer.

## Biography

Mr. Gupta became our President and Chief Executive Officer in October 2016. Prior to that time, Mr. Gupta served as an advisor to various venture capital and private equity firms from October 2015 until September 2016. Prior to that time, Mr. Gupta was President and Chief Executive Officer at Kaseya, Inc., a provider of IT management software solutions, from June 2013 until July 2015, at which time, Mr. Gupta became Chairman of the Board of Directors of Kaseya, a position he held until October 2015. From July 2012 until June 2013, Mr. Gupta served as an advisor to various venture capital and private equity firms in several mergers and acquisitions opportunities. Mr. Gupta was previously President and Chief Executive Officer of FatWire Software from July 2007 until February 2012, prior to the acquisition of FatWire Software by Oracle Corporation. Prior roles held by Mr. Gupta include Chief Technology Officer at CA, Inc., with whom Mr. Gupta held various senior positions.

### Other Current Public Company Boards

None

### Other Current Boards

- ServiceAide, Inc.

### Prior Public Company Boards in Last 5 Years

None



Leadership



Finance and Accounting



Technology/  
Software Industry



Go-to-Market/  
Sales



Strategy



Product Development



Public Company Board Service and Governance



Global Business





## Charles F. Kane

Director since November 2006

Age: 61

Independent

Current Board Committees: Audit (Chair), M&A



## Key Attributes

High level of expertise and leadership experience in the areas of finance, accounting, audit oversight and risk analysis derived from his experience as the chief financial officer of publicly-traded technology companies.

Substantial public company board experience.

## Biography

Mr. Kane is currently an adjunct professor of International Finance at the MIT Sloan Graduate Business School of Management. Since November 2006, Mr. Kane has also been a Director and Strategic Advisor of One Laptop Per Child, a non-profit organization that provides computing and internet access for students in the developing world, for whom he served as President and Chief Operating Officer from 2008 until 2009. Mr. Kane served as Executive Vice President and Chief Administrative Officer of Global BPO Services Corp., a special purpose acquisition corporation, from July 2007 until March 2008, and as Chief Financial Officer of Global BPO from August 2007 until March 2008. Prior to joining Global BPO, he served as Chief Financial Officer of RSA Security Inc., a provider of e-security solutions, from May 2006 until RSA was acquired by EMC Corporation in October 2006. From July 2003 until May 2006, he served as Chief Financial Officer of Aspen Technology, Inc. (NYSE: AZPN), a publicly-traded provider of supply chain management software and professional services.

### Other Current Public Company Boards

- Carbonite, Inc. (NASDAQ: CARB), a leading provider of online backup solutions for consumers and small and medium sized businesses
- Realpage Inc. (NASDAQ: RP), a provider of on-demand software solutions for the rental housing industry

### Prior Public Company Boards in Last 5 Years

- Demandware, Inc.



Leadership



Finance and Accounting



Technology/  
Software  
Industry



Go-to-Market/  
Sales



Strategy



Product  
Development



Public Company  
Board Service  
and Governance



Global  
Business



## Samskriti (Sam) Y. King

Director since February 2018

Age: 45

Independent

Current Board Committees: Audit, M&A (Chair)



### Key Attributes

Significant management and operating experience, extensive knowledge of the software industry and critical strategic expertise gained from a variety of key roles at Veracode.

Extensive experience in the areas of product marketing and product management.

### Biography

Ms. King is currently Chief Executive Officer of Veracode Software, a leading provider of application security testing, a role she assumed in January 2019 following Veracode's acquisition by Thoma Bravo. Previously, from July 2017 to January 2019, Ms. King served as Senior Vice President and General Manager of Veracode. From August 2015 until July 2017, Ms. King was the Chief Strategy Officer of Veracode. Prior to that time, from April 2012 until July 2015, Ms. King was Executive Vice President, Product Strategy and Corporate Development GM, Mobile at Veracode. Ms. King joined Veracode in November 2006 and also served as Veracode's Senior Vice President, Product Marketing and Vice President, Service Delivery.

#### Other Current Public Company Boards

None

#### Prior Public Company Boards in Last 5 Years

None



Leadership



Finance and Accounting



Technology/  
Software Industry



Go-to-Market/  
Sales



Strategy



Product Development



Public Company Board Service and Governance



Global Business





## David A. Krall

**Director since** February 2008

**Age:** 58

Independent

**Current Board Committees:** Compensation (Chair)



## Key Attributes

Significant leadership, management and operational experience through his service in a broad range of executive positions within the software and technology industries.

Experience in the areas of new product development, integration of complex software and hardware solutions, strategy formation and general management derived from working in companies ranging from small startups to public companies with thousands of employees serving worldwide marketplaces.

## Biography

Mr. Krall has served as a strategic advisor to Roku, Inc., a leading manufacturer of media players for streaming entertainment, since January 2011. From February 2010 to December 2010, he served as President and Chief Operating Officer of Roku, where he was responsible for managing all functional areas of the company. Prior to that, Mr. Krall spent two years as President and Chief Executive Officer of QSecure, Inc., a privately-held developer of secure credit cards based on micro-electro-mechanical-system technology. From 1995 to July 2007, he held a variety of positions of increasing responsibility and scope at Avid Technology, Inc. (NASDAQ: AVID), a publicly-traded leading provider of digital media creation tools for the media and entertainment industry. His tenure at Avid included serving seven years as the company's President and Chief Executive Officer.

### Other Current Public Company Boards

- Harmonic Inc. (NASDAQ: HLIT), a leader in video delivery and cable access virtualization

### Other Current Boards

- Universal Audio, Inc.
- WeVideo, Inc.
- Audinate Group Ltd.
- Rombauer Vineyards

### Prior Public Company Boards in Last 5 Years

- Quantum Corp.



Leadership



Finance and Accounting



Technology/  
Software Industry



Go-to-Market/  
Sales



Strategy



Product Development



Public Company Board Service and Governance



Global Business



## Angela T. Tucci

Director since February 2018

Age: 52

Independent

Current Board Committees: Compensation



## Key Attributes

Extensive leadership, operational and strategic capabilities at both public and private software companies, gained through her experiences as chief executive officer, chief revenue officer and chief strategy officer of enterprise software companies.

Due to her experiences at technology companies specializing in software-as-a-service, provides important insights to our Board as we continue to execute on our business and product strategies.

## Biography

Ms. Tucci is currently Chief Executive Officer of Apto, Inc., a provider of web-based software for commercial real estate brokers. Ms. Tucci became Chief Executive Officer of Apto in August 2017. Prior to that time, Ms. Tucci was General Manager, Agile Management Business Unit of CA, Inc. from September 2015 until July 2017. Prior to that time, Ms. Tucci was Chief Revenue Officer, Office of the CEO of Rally Software from December 2014 until August 2015, when Rally was acquired by CA. Ms. Tucci joined Rally Software in December 2013 as Chief Marketing Officer. From January 2011 until August 2013, Ms. Tucci was Chief Strategy Officer of Symantec Corporation.

### Other Current Public Company Boards

None

### Other Current Boards

- Apto, Inc.
- Kapost, Inc.
- Anita Borg Institute

### Prior Public Company Boards in Last 5 Years

None



Leadership



Finance and Accounting



Technology/  
Software Industry



Go-to-Market/  
Sales



Strategy



Product Development



Public Company Board Service and Governance



Global Business

## THE BOARD OF DIRECTORS AND COMMITTEES OF THE BOARD

### Board of Directors

---

#### *Director Independence*

Having an independent Board is a core component of our governance philosophy. Our Corporate Governance Guidelines provide that, as a matter of policy and consistent with applicable laws, rules and regulations, a majority of the Board should be independent.

Based on the review and recommendation of our Nominating and Corporate Governance Committee, our Board has determined that all current directors except Yogesh Gupta (our current President and Chief Executive Officer) are independent within the meaning of the director independence standards of NASDAQ and the applicable rules of the SEC. In making this determination, we solicited information from each of the directors regarding whether that director, or any member of his immediate family, had a direct or indirect material interest in any transactions involving our company, was involved in a debt relationship with our company or received personal benefits outside the scope of the director's normal compensation. We considered the responses of the directors, and independently considered the commercial agreements, acquisitions and other material transactions entered by us during 2018, and determined that none of our non-employee directors had a material interest in those transactions. Our Board similarly determined that former director Michael Mark, who did not stand for re-election at the 2018 Annual Meeting, was independent within the meaning of the director independence standards of NASDAQ and the applicable rules of the SEC.

There are no family relationships between any director, executive officer or director nominee.

#### *Director Attendance*

Our Board of Directors met nine times during the fiscal year ended November 30, 2018. During 2018, each director nominee attended at least 75% of the aggregate of the total number of meetings of our Board of Directors and the total number of meetings of all committees of our Board of Directors on which he or she served from and after his or her election to the Board. Mses. King and Tucci were appointed to the Board in February 2018.

In January 2018, the Board of Directors adopted a policy requiring members of our Board of Directors to attend the Annual Meeting of Stockholders. All but one of the members of our Board of Directors attended the 2018 Annual Meeting of Stockholders.



## Committees of the Board of Directors

---

Our Board of Directors has standing Audit, Compensation, Nominating and Corporate Governance and Mergers and Acquisitions Committees.

Director	Audit	Compensation	Nominating and Corporate Governance	Mergers and Acquisitions
John R. Egan			Member	Member
Paul T. Dacier			Chair	
Rainer Gawlick	Member	Member		
Yogesh Gupta				
Charles F. Kane	Chair			Member
Sanskriti (Sam) Y. King	Member			Chair
David A. Krall		Chair		
Angela T. Tucci		Member		
Number of meetings in fiscal year 2018	8	6	3	1

## Audit Committee

---

The Audit Committee of our Board of Directors during 2018 consisted of Messrs. Egan (until March 2018), Gawlick, Kane and Michael L. Mark (until March 2018) and Ms. King (beginning in March 2018), with Mr. Kane serving as Chair. Mr. Mark did not stand for re-election to our Board at the 2018 Annual Meeting. The Audit Committee met eight times during 2018.

Our Board of Directors has determined that each member of the Audit Committee meets the independence requirements promulgated by NASDAQ and the SEC, including Rule 10A-3(b)(1) under the Exchange Act. In addition, our Board of Directors has determined that each member of the Audit Committee is financially literate and that Mr. Kane qualifies as an “audit committee financial expert” under the rules of the SEC.

The Audit Committee operates under a written charter adopted by our Board of Directors, a copy of which can be found on our website at [www.progress.com](http://www.progress.com) under the heading “Corporate Governance” located on the “Investor Relations” page.

The Audit Committee assists our Board of Directors in fulfilling its oversight responsibilities for accounting and financial reporting compliance. The Audit Committee meets with management and with our independent registered public accounting firm to discuss our financial reporting policies and procedures, our internal control over financial reporting, the results of the independent registered public accounting firm's examinations, our critical accounting policies and the overall quality of our financial reporting, and the Audit Committee reports on these matters to our Board of Directors. The Audit Committee meets with the independent registered public accounting firm with and without our management present. The Audit Committee also oversees cybersecurity risk.

### Audit Committee

In accordance with its charter, the Audit Committee:

- Appoints the independent registered public accounting firm
- Reviews with our independent registered public accounting firm the scope of the audit for the year and the results of the audit when completed
- Reviews the independent registered public accounting firm's fees for services performed
- Reviews with management various matters related to our internal controls
- Oversees cybersecurity and other risks relevant to our information technology environment
- Reviews with management and the independent registered public accounting firm the annual audited financial statements and the quarterly financial statements, prior to the filing of reports containing those financial statements with the SEC
- Reviews with management our major financial risks and the steps management has taken to monitor and control those risks
- Is responsible for producing the Audit Committee Report included in this proxy statement

### Compensation Committee

The Compensation Committee of our Board of Directors during 2018 consisted of Messrs. Gawlick, Kane (until March 2018) and Krall and Ms. Tucci (beginning in March 2018), with Mr. Krall serving as Chair. The Compensation Committee met six times during 2018. Our Board of Directors has determined that each member of the Compensation Committee meets the independence requirements promulgated by NASDAQ.

Our Compensation Committee operates under a written charter adopted by our Board of Directors, a copy of which can be found on our website at [www.progress.com](http://www.progress.com) under the heading "Corporate Governance" located on the "Investor Relations" page.

## Compensation Committee

In accordance with its charter, the Compensation Committee:

- Oversees our overall executive compensation structure, policies and programs
- Administers our equity-based plans
- Reviews, and recommends to our Board of Directors for its approval, the compensation of our Chief Executive Officer
- Reviews and determines the compensation of all direct reports of the Chief Executive Officer
- Reviews and makes recommendations to our Board of Directors regarding the compensation of our directors
- Is responsible for producing the Compensation Committee Report included in this proxy statement

## Nominating and Corporate Governance Committee

---

The Nominating and Corporate Governance Committee of our Board of Directors during 2018 consisted of Messrs. Egan (beginning in March 2018), Dacier, Kane (until March 2018), Krall (until March 2018) and Mark (until May 2018) with Mr. Dacier serving as Chair. Mr. Mark did not stand for re-election to our Board at the 2018 Annual Meeting.

The Nominating and Corporate Governance Committee met three times during 2018. The Board of Directors has determined that each member of the Nominating and Corporate Governance Committee meets the independence requirements promulgated by NASDAQ.

The Nominating and Corporate Governance Committee operates under a written charter adopted by our Board of Directors, a copy of which can be found on our website at [www.progress.com](http://www.progress.com) under the heading "Corporate Governance" located on the "Investor Relations" page.



## Nominating and Corporate Governance Committee

In accordance with its charter, the Nominating and Corporate Governance Committee:

- Is responsible for identifying qualified candidates for election to our Board of Directors and recommending nominees for election as directors at the Annual Meeting
- Assists in determining the composition of our Board of Directors and its committees
- Assists in developing and monitoring a process to assess the effectiveness of our Board of Directors
- Assists in developing and reviewing succession plans for our senior management, including the Chief Executive Officer
- Assists in developing and implementing our Corporate Governance Guidelines

## Mergers and Acquisitions Committee

---

The Mergers and Acquisitions Committee of our Board of Directors was formed in September 2018 for purposes of assisting management in the review of acquisition transactions to be brought before the Board and during 2018 consisted of Messrs. Egan and Kane and Ms. King, with Ms. King serving as Chair.

The Mergers and Acquisitions Committee met once during 2018.

## DIRECTOR COMPENSATION

### Director Compensation Plan—Fiscal 2018

---

We pay our directors a mix of cash and equity compensation. Employee directors receive no compensation for their service as directors.

In accordance with the 2018 Director Compensation Plan adopted by the Board, for 2018, our non-employee directors were paid an annual retainer of \$250,000. This annual retainer was paid \$50,000 in cash and \$200,000 in equity, in the form of deferred stock units (“DSUs”). The independent Chairman of the Board was paid an additional cash retainer of \$50,000. The annual retainers were paid in cash in June 2018.

Prior to adopting the 2018 Director Compensation Plan, the Compensation Committee received market data from its independent compensation consultant and considered whether any changes in director compensation were required. Based on the market data, the Compensation Committee recommended to the Board no changes to director compensation.

The number of DSUs was determined by dividing the equity retainer by the grant date closing price of our common stock as reported by NASDAQ. Upon issuance, the DSUs vest in a single installment on the date of the Annual Meeting, subject to continued service on our Board of Directors. DSUs do not convert to shares of common stock until a director terminates service on the Board of Directors or upon a change in control, whichever occurs first.

With respect to service on the committees of our Board of Directors, the following fees were paid:

- Audit Committee - \$25,000 for the Chair and \$20,000 for the other members;
- Compensation Committee - \$25,000 for the Chair and \$15,000 for the other members;
- Nominating and Corporate Governance Committee - \$12,500 for the Chair and \$10,000 for the other members; and
- Mergers and Acquisitions Committee - \$12,500 for the Chair and \$10,000 for the other members

The fees paid for service on the Audit, Compensation and Nominating and Corporate Governance Committees were paid in cash in June 2018.

In March 2017, our Board of Directors adopted revised stock retention guidelines for non-employee directors. These guidelines provide for all non-employee directors to hold an amount of our common stock,

restricted shares, stock options and/or deferred stock units having a value equal to at least five times the annual cash retainer. Directors have five years to attain this ownership threshold.

Each newly elected director receives an initial director appointment grant of \$300,000 of deferred stock units at the first April or October grant date following his or her election to our Board of Directors. These deferred stock units vest over a 60-month period, beginning on the first day of the month following the month the director joins our Board of Directors, with full acceleration of vesting upon a change of control. In March 2019, the Board of Directors eliminated the initial director appointment grant for future appointees to the Board.

#### Director Compensation Table—Fiscal 2018

The following table sets forth a summary of the compensation earned by or paid to our non-employee directors in 2018. Michael Mark was a director for a portion of 2018 but did not stand for re-election at the 2018 Annual Meeting and was not paid any compensation during the year.

Name	Fees Earned or Paid in Cash (\$)(1)	Stock Awards (2)(3) (\$)	Option Awards (\$)	Total (\$)
Paul T. Dacier	100,000	297,857	—	397,857
John R. Egan	110,000	197,837	—	307,837
Rainer Gawlick	122,500	297,857	—	420,357
Charles F. Kane	75,000	197,837	—	272,837
Sanskriti Y. King	70,000	487,218	—	557,218
David A. Krall	75,000	197,837	—	272,837
Michael L. Mark (4)	—	—	—	—
Angela T. Tucci	65,000	487,218	—	552,218

(1) Includes, in the case of each of Messrs. Dacier and Gawlick, payment of one-half of the annual cash retainer for the period from December 2017 to June 2018.

(2) The number of outstanding unvested DSUs held by each director as of November 30, 2018 is shown in the table below. No director held stock options.

Name	Unvested DSUs Outstanding at November 30, 2018
Mr. Dacier	12,118
Mr. Egan	5,152
Mr. Gawlick	12,118
Mr. Kane	5,152
Ms. King	12,277
Mr. Krall	5,152
Mr. Mark	—
Ms. Tucci	12,277

- (3) Represents the fair value of the awards, less the present value of expected dividends, measured at the grant date. The number of units granted to each Director was determined by dividing the grant date value of the award, \$200,000, by \$38.82, the closing price of our common stock on June 29, 2018. In the case of Messrs. Dacier and Gawlick, also includes 2,688 units granted on April 2, 2018, as the second half of the annual equity retainer for each such director's service on our Board in fiscal 2018, determined by dividing the grant date value of the award, \$100,000, by \$37.21, the closing stock price of our common stock on April 2, 2018. In the case of Meses. King and Tucci, also includes 8,063 units granted on April 2, 2018, in connection with each such director's initial appointment to our Board, determined by dividing the grant date value of the award, \$300,000, by \$37.21, the closing stock price of our common stock on April 2, 2018.
- (4) Mr. Mark was a director for a portion of 2018 but did not stand for re-election at the 2018 Annual Meeting.

### Stock Ownership Guidelines

Non-employee members of our Board and senior executive officers are required to own shares of Progress common stock. The Board of Directors sets and periodically reviews and makes changes to these ownership requirements. In March 2017, our Board of Directors adopted revised stock ownership guidelines for non-employee directors and in January 2018, our Board of Directors adopted revised stock ownership guidelines for our senior executive officers. These guidelines are summarized in the table below:

CEO	All Other Executive Officers	Directors
<b>3x Annual Base Salary Required</b>	<b>1x Annual Base Salary Required</b>	<b>5x Annual Cash Retainer (\$50,000) Required</b>

Directors and executive officers have five years to attain this ownership threshold.

## CERTAIN RELATIONSHIPS AND RELATED TRANSACTIONS

### Review, Approval or Ratification of Transactions with Related Persons

---

Pursuant to the Audit Committee's Charter, which can be found at [www.progress.com](http://www.progress.com) under the Corporate Governance page located on the "Investor Relations" page, the Audit Committee is responsible for the review and approval of related person transactions. A related person is a director, executive officer, nominee for director or certain stockholders of our company since the beginning of the last fiscal year and their respective immediate family members. A related person transaction is a transaction involving: (1) our company and any related person when the amount involved exceeds \$120,000, and (2) the related person has a material direct or indirect interest.

We identify transactions for review and approval through our Code of Conduct and Business Ethics which can be found at [www.progress.com](http://www.progress.com) under the Corporate Governance page located on the "Investor Relations" page. The Code of Conduct and Business Ethics requires our employees to disclose any potential or actual conflicts of interest to his or her manager, our human capital department or our Chief Compliance Officer. This disclosure also applies to potential conflicts involving immediate family members of employees. We require our directors to complete a questionnaire intended to identify any transactions or potential transactions that must be reported per SEC rules and regulations. This questionnaire also requires our directors to promptly notify us of any changes during the year.

### Transactions with Related Persons

---

During fiscal 2018, neither the Company nor its subsidiaries engaged in any transactions or series of similar transactions in which the amount involved exceeded \$120,000 and in which any of our directors or executive officers, any holder of more than 5% of any class of our voting securities or any member of the immediate family of any of the foregoing persons had a direct or indirect material interest, nor are any such transactions currently proposed.

## PROPOSAL TWO: ADVISORY VOTE ON COMPENSATION OF OUR NAMED EXECUTIVE OFFICERS

We are asking our stockholders to approve, on an advisory basis, the compensation of our named executive officers as disclosed in this proxy statement. We urge you to read the “*Compensation Discussion and Analysis*” and “*Executive Compensation*” sections of this proxy statement which describe in more detail how our executive compensation policies and procedures operate and are designed to achieve our compensation objectives, as well as the related compensation tables and narrative, which provide detailed information on the 2018 compensation of our named executive officers. We believe our executive compensation programs demonstrate our pay for performance philosophy, which creates alignment with our stockholders and drives the creation of sustainable long-term stockholder value.

### Required Vote and Board Recommendation

---

We are asking our stockholders to indicate their support for the compensation of our named executive officers, as described in this proxy statement. This proposal, commonly known as a “say-on-pay” proposal, is not intended to address any specific item of compensation, but rather the overall compensation of our named executive officers and the philosophy, policies and practices described in this proxy statement. Accordingly, we ask our stockholders to vote “FOR” the following resolution at our Annual Meeting:

“RESOLVED, that the Company’s stockholders approve, on an advisory basis, the compensation of the named executive officers, as disclosed in the Company’s proxy statement for the 2019 Annual Meeting of Stockholders pursuant to the compensation disclosure rules of the SEC, including the “*Compensation Discussion and Analysis*,” the “*Summary Compensation Table*” and the other related tables and narrative disclosure.”

This say-on-pay vote is advisory only and not binding on the Company, the Compensation Committee or our Board of Directors. Although the vote is advisory, our Board of Directors and our Compensation Committee value the opinions of our stockholders and expect to take the outcome of this vote into account when considering future compensation arrangements for our executive officers.

---

***Our Board of Directors recommends that you vote FOR the approval of the compensation of our named executive officers.***

---

## PROPOSAL THREE: RATIFICATION OF THE SELECTION OF INDEPENDENT REGISTERED PUBLIC ACCOUNTING FIRM

Proposal Three is to ratify the selection by the Audit Committee of Deloitte & Touche LLP as our independent registered public accounting firm for the current fiscal year ending November 30, 2019. Deloitte & Touche LLP was the independent registered public accounting firm for our company for the fiscal year ended November 30, 2018. Based on the Audit Committee's assessment of Deloitte & Touche's qualifications and performance, our Board believes Deloitte & Touche's retention for fiscal year 2019 is in the best interests of the Company.

Although ratification by stockholders is not required by law or by our bylaws, the Audit Committee believes that submission of its selection to stockholders is a matter of good corporate governance. Even if the selection is ratified, the Audit Committee, in its discretion, may select a different independent registered public accounting firm at any time if the Audit Committee believes that such a change would be in the best interests of our company and its stockholders. If our stockholders do not ratify the selection of Deloitte & Touche LLP, the Audit Committee will take that fact into consideration, together with such other factors it deems relevant, in determining its next selection of an independent registered public accounting firm.

We have been advised that a representative of Deloitte & Touche LLP will be present at the Annual Meeting. This representative will have the opportunity to make a statement if he or she desires and will be available to respond to appropriate questions presented at the meeting.

### Independent Registered Public Accounting Firm Fees

Aggregate fees billed to us for services performed for the fiscal years ended November 30, 2018 and November 30, 2017 by our independent registered public accounting firm, Deloitte & Touche LLP, were as follows:

	2018	2,017
Audit Fees (1)	\$ 1,961,844	\$ 2,256,107
Tax Fees (2)	64,858	9,625
Audit-Related Fees (3)	319,050	140,000
All Other Fees	—	—

(1) Represents fees billed for each of the last two fiscal years for professional services rendered for the audit of our annual financial statements included in Form 10-K and reviews of financial statements included in our interim filings on Form 10-Q, as well as statutory audit fees related to our wholly-owned foreign subsidiaries. In accordance with the policy on Audit Committee pre-approval, 100% of audit services provided by the independent registered public accounting firm are pre-approved.

- (2) Includes fees primarily for tax services. In accordance with the policy on Audit Committee pre-approval, 100% of tax services provided by the independent registered public accounting firm are pre-approved.
- (3) Represents for 2018 fees billed for audit services in connection with the implementation of Accounting Standards Update No. 2014-09, *Revenue from Contracts with Customers (Topic 606)* ("ASU 2014-09"), and for 2017, fees billed for audit services in connection with the acquisitions of DataRPM Corporation and Kinvey, Inc., both of which were completed during fiscal 2017. In accordance with the policy on Audit Committee pre-approval, 100% of audit-related services provided by the independent registered public accounting firm are pre-approved.

---

### **Policy on Audit Committee Pre-Approval of Audit and Permissible Non-Audit Services of Independent Registered Public Accounting Firm**

---

The Audit Committee is responsible for appointing, setting compensation, and overseeing the work of our independent registered public accounting firm. The Audit Committee has established a policy regarding pre-approval of all audit and permissible non-audit services provided by the independent registered public accounting firm.

Requests for specific services by the independent registered public accounting firm which comply with the auditor services policy are reviewed by our Finance, Tax, and Internal Audit departments. Requests approved by the group are aggregated and submitted to the Audit Committee in one of the following ways:

- Request for approval of services at a meeting of the Audit Committee; or
- Request for approval of services by the Chairman of the Audit Committee and then the approval by the full committee at the next meeting of the Audit Committee.

The request may be made with respect to either specific services or a type of service for predictable or recurring services.

---

***Our Board of Directors recommends that you vote FOR the ratification of the selection of independent registered public accounting firm for fiscal year 2019.***

---



## AUDIT COMMITTEE REPORT

Management is responsible for establishing and maintaining adequate internal control over financial reporting to ensure the integrity of the Company's financial statements. The Company's independent registered public accounting firm, Deloitte & Touche LLP, is responsible for performing an audit of the effectiveness of the Company's internal control over financial reporting in conjunction with an audit of the consolidated financial statements in accordance with standards of the Public Company Accounting Oversight Board (United States) ("PCAOB") and issuing opinions on the financial statements and the effectiveness of internal control over financial reporting. The Audit Committee has met and held discussions with management and Deloitte & Touche LLP regarding the internal control over financial reporting and the financial audit process of the Company.

The Audit Committee has received the written disclosures and the letter from Deloitte & Touche LLP required by applicable requirements of the PCAOB regarding Deloitte & Touche LLP's communications with the audit committee concerning independence, and has discussed with Deloitte & Touche LLP the independent accountant's independence.

The Audit Committee reviewed and discussed the Company's audited consolidated financial statements for the fiscal year ended November 30, 2018 with management and Deloitte & Touche LLP. Management has represented to the Audit Committee that the financial statements were prepared in accordance with accounting principles generally accepted in the United States.

The Audit Committee discussed with Deloitte & Touche LLP the overall scope and plans for its audit. The Audit Committee also discussed with Deloitte & Touche LLP the matters set forth in Statement on Auditing Standards No. 61, as amended (AICPA, Professional Standards, Vol. 1, AU Section 380), as adopted by the PCAOB in Rule 3200T. The Audit Committee met with Deloitte & Touche LLP, with and without management present, to discuss the results of its examinations, its evaluations of our internal controls, and the overall quality of our financial reporting. The Audit Committee reviewed with Deloitte & Touche LLP, who is responsible for expressing an opinion on the conformity of our audited consolidated financial statements with generally accepted accounting principles, its judgments as to the quality of our accounting principles, and such other matters as are required to be discussed with the Audit Committee under generally accepted auditing standards.

Based on the above-mentioned reviews and discussions with management and Deloitte & Touche LLP, the Audit Committee recommended to the Board of Directors that the Company's audited consolidated financial statements be included in its Annual Report on Form 10-K for the fiscal year ended November 30, 2018 for filing with the Securities and Exchange Commission.

No portion of this Audit Committee Report shall be deemed to be incorporated by reference into any filing under the Securities Act of 1933 or the Securities Exchange Act of 1934, through any general statement incorporating by reference in its entirety the proxy statement in which this report appears, except to the extent that the Company specifically incorporates this report or a portion of it by reference. In addition, this report shall not be deemed filed under either the Securities Act or the Exchange Act.

Respectfully submitted by the Audit Committee,

Charles F. Kane, Chairman

Rainer Gawlick

Sanskriti Y. King

## OUR EXECUTIVE OFFICERS

Name	Age	Position
John Ainsworth	54	Senior Vice President, Products - Core
Stephen Faberman	49	Chief Legal Officer
Yogesh Gupta*	58	Chief Executive Officer
Paul Jalbert	61	Chief Financial Officer
Loren Jarrett	44	Chief Marketing Officer
Tony Murphy	48	Chief Information Officer and Chief Information Security Officer
Gary Quinn	58	Senior Vice President, Core Field Organization
Faris Sweis	43	Senior Vice President, General Manager - DevTools
Dimitre Taslakov	43	Chief Talent Officer
Dmitri Tcherevik	50	Chief Technology Officer

\* Additional information about Mr. Gupta is provided in “Director Nominees,” above.

Mr. Ainsworth became Senior Vice President, Products-Core in January 2017. Mr. Ainsworth is responsible for the product management, product marketing, technical support and engineering functions for Progress OpenEdge, Progress Corticon, Progress DataDirect Connect, Progress DataDirect Hybrid Data Pipeline, and Sitefinity. Prior to joining our company, Mr. Ainsworth was Senior Vice President, Engineering Services at CA Technologies, Inc., a position he assumed in April 2016. Prior to that time, Mr. Ainsworth held various senior positions within CA Technologies, Inc., which he joined through acquisition in 1994.

Mr. Faberman became Chief Legal Officer in December 2015. As Chief Legal Officer, Mr. Faberman is responsible for our legal and compliance, risk management, license compliance and corporate development functions. Prior to becoming Chief Legal Officer, Mr. Faberman was Senior Vice President, General Counsel. Mr. Faberman became General Counsel in December 2012 and a Senior Vice President in January 2014. Prior to that time, from October 2012 to December 2012, Mr. Faberman was Vice President, Acting General Counsel, and from January 2012 to October 2012, Mr. Faberman was Vice President, Deputy General Counsel. Prior roles included Senior Vice President, Corporate Counsel at Heritage Property Investment Trust, Inc. from October 2003 until October 2006 and Partner, Bingham McCutcheon LLP until October 2003.

Mr. Jalbert became Chief Financial Officer in March 2017. As CFO, Mr. Jalbert is responsible for our finance and accounting, financial planning, treasury, tax and investor relations functions. Prior to becoming CFO, Mr. Jalbert was Vice President, Chief Accounting Officer, a position he assumed upon joining the Company in August 2012. Prior roles included Corporate Controller at publicly traded companies Keane and Genuity, as well as other senior financial positions at Verizon (formerly GTE).

Ms. Jarrett became Chief Marketing Officer in January 2017. As Chief Marketing Officer, Ms. Jarrett is responsible for our marketing strategy, corporate marketing, demand generation, and field marketing

functions. Prior to that time, Ms. Jarrett was Chief Marketing Officer at Acquia, from 2015 until December 2016. Previously, Ms. Jarrett was Chief Marketing Officer at Kaseya, Inc. from 2013 until 2015, and Vice President, Corporate Charge Card and Loyalty Products at American Express, in 2013. Prior to that time, Ms. Jarrett was Vice President, Product Management and Strategy at Oracle Corporation from 2011 until 2012, and Senior Vice President of Marketing and Product Management at FatWire from 2007 until its acquisition by Oracle in 2011.

Mr. Murphy became Chief Information Officer in June 2017 and Chief Information Security Officer in September 2018. As our Chief Information Officer and Chief Information Security Officer, Mr. Murphy is responsible for the development and implementation of our overall technology strategy for all internal systems and business processes and for monitoring and preventing security related incidents. Prior to joining our company, Mr. Murphy was Vice President of Global IT at Stratus Technologies, from January 2013 until May 2017. Previously, Mr. Murphy was Director of IT and Business Systems at Acme Packet, Inc. from May 2011 until its acquisition by Oracle Corporation in 2013.

Mr. Quinn became Senior Vice President, Core Field Organization in August 2017. Mr. Quinn is responsible for global field operations for Progress OpenEdge, Progress Corticon, Progress DataDirect Connect, Progress DataDirect Hybrid Data Pipeline, and Sitefinity. Prior to joining our company, Mr. Quinn was President and Chief Executive Officer of FalconStor Software, Inc. Mr. Quinn joined FalconStor Software in April 2012 as vice president of sales and marketing for North America, and he was named executive vice president and chief operating officer (COO) in April 2013, interim CEO in June 2013 and CEO in July 2013. Prior roles included Executive Vice President of Global Partners and International Sales at CA Technologies until 2006 and Commissioner of Information Technology (CIO) at Suffolk County Department of Information Technology (DoIT) from 2008 until 2012.

Mr. Sweis became Senior Vice President and General Manager of DevTools in January 2017. As General Manager, Mr. Sweis is responsible for the sales, product management, product marketing, field marketing, technical support and engineering for our DevTools product. Prior to this role, Mr. Sweis was our Chief Transformation Officer, a position he assumed in May 2016. Mr. Sweis also became our Acting Chief Product Development Officer in August 2016. Prior to being named our Chief Transformation Officer, Mr. Sweis was Vice President, Development, a position he assumed upon acquisition of Telerik in December 2014. Prior to that time, Mr. Sweis was Chief Technology Officer at Telerik.

Mr. Taslakov became Chief Talent Officer in December 2014 upon our acquisition of Telerik. As Chief Talent Officer, Mr. Taslakov is responsible for talent and performance management, recruiting, compensation and benefits and facilities functions. Prior to the acquisition of Telerik, Mr. Taslakov was Chief Talent Officer of Telerik, a position he assumed in January 2014. Prior to that time, from November 2012 until December 2013, he was Telerik's Chief Revenue Officer. Prior to November 2012, Mr. Taslakov was Vice President of Business Development at Telerik.

Mr. Tcherevik became Chief Technology Officer in April 2017. As Chief Technology Officer, Mr. Tcherevik is responsible for leading our technology strategy for cognitive applications across our product portfolio as well as our future technology efforts. Prior to joining our company, Mr. Tcherevik was Chief Executive Officer of MightyMeeting, Inc., which he founded in 2010. Prior roles included Chief Technology Officer at FatWire Inc. from 2007 until 2010 and Vice President, Office of the Chief Technology Officer at CA Technologies until 2004.

# COMPENSATION DISCUSSION AND ANALYSIS

## Introduction

---

This “*Compensation Discussion and Analysis*” section describes the elements of our compensation programs for our executive officers. This section also provides an overview of our executive compensation philosophy and analyzes how and why the Compensation Committee of our Board of Directors arrives at specific compensation decisions and policies.

We describe below our compensation philosophy, policies, and practices relating to the fiscal year ended November 30, 2018 with respect to the following “named executive officers” (“NEOs”), whose compensation is set forth in the “*Summary Compensation Table*” and other compensation tables contained in this proxy statement:

- Yogesh Gupta, our President and Chief Executive Officer;
- Paul Jalbert, our Chief Financial Officer;
- John Ainsworth, our Senior Vice President, Core Products;
- Loren Jarrett, our Chief Marketing Officer;
- Gary Quinn, our Senior Vice President, Core Field Organization; and
- Dmitri Tcherevik, our Chief Technology Officer.

Mr. Ainsworth and Ms. Jarrett had the same total compensation according to SEC reporting rules, and as a result, we are reporting six named executive officers for 2018.

We present our Compensation Discussion and Analysis in the following sections:

1. **Executive Summary.** In this section, we discuss our 2018 corporate performance and certain governance aspects of our executive compensation program. p. 48
2. **Executive Compensation Program.** In this section, we describe our executive compensation philosophy and process and the material elements of our executive compensation program. p. 55
3. **2018 Executive Compensation Decisions.** In this section, we provide an overview of our Compensation Committee’s executive compensation decisions for 2018 and certain actions taken before or after 2018, when doing so enhances the understanding of our executive compensation program. p. 61
4. **Other Executive Compensation Matters.** In this section, we describe our other compensation policies and review the accounting and tax treatment of compensation. p. 79

## Executive Summary

---

### *Business Overview*

We offer the leading platform for developing and deploying strategic business applications, enabling customers and partners to deliver modern, high-impact digital experiences with a fraction of the effort, time and cost of other solutions. We provide powerful tools for easily building adaptive user experiences across any type of device or touchpoint, award-winning machine learning that enables cognitive capabilities to be a part of any application, the flexibility of a serverless cloud to deploy modern apps, business rules, web content management and leading data connectivity technology. Over 1,700 independent software vendors, 100,000 enterprise customers, and 2 million developers rely on Progress to power their applications.

### *Our Strategy*

Our fiscal 2018 was the second year in the transformation we began shortly after Mr. Gupta became our Chief Executive Officer in October 2016. In early fiscal 2017, we announced a new strategy that would leverage our application development platform capabilities and enable our customers and partners to build next generation applications (which we refer to as, "Cognitive Applications") that drive their businesses. This new strategy builds on our inherent DNA and vast experience in application development established over 35 years. In addition to utilizing our existing solutions and capabilities for this strategy, in fiscal 2017, we acquired Kinvey, Inc. and DataRPM, each bringing critical solutions to our application development platform. This product strategy provides a future technology path for existing customers as well as enables us to win new customers, which will enhance our prospects for future revenue growth.

At the same time, we also announced a major restructuring of our operations. We concluded that because our existing core products competed in mature market segments with limited growth opportunities, we needed to moderate our view of their growth prospects. In response, we shifted our organization and operating principles for these product lines, with the goal of serving our core customer base more profitably and with a focus on retention rather than the pursuit of new customers. We committed to maintaining 35% operating income margins as part of this operating strategy.

We also adopted a new capital allocation strategy, in which we target to return approximately 75-80% of our annual cash flows from operations to stockholders in the form of share repurchases and through dividends. We have also adopted a disciplined approach with strict financial criteria to future acquisitions. By adopting strict financial criteria for future acquisitions, these acquisitions will enable us to drive significant stockholder returns by providing scale and increased cash flows.

## Our Strategic Plan is Delivering Results...and Enhancing Stockholder Value

In fiscal 2018, we remained solidly on course with the execution of our strategic plan. Our budget and operating plan for 2018, as for 2017, reflected our continued expectations with respect to our core products and our focus on managing our business as efficiently as possible. We also made key investments in furtherance of our Cognitive Applications product strategy while maintaining our 35% operating margin commitment.

Highlights of our recent operational and financial results include:

- Reduction in annual expenses by almost \$40 million over the past two years;
- 400 bps operating margin expansion in fiscal 2018;
- Key product releases in our core product lines, including OpenEdge, Sitefinity and Kendo UI;
- 90%+ renewal rates in fiscal 2018 for OpenEdge, our flagship product;
- Over \$120 million in cash from operations generated in fiscal 2018; and
- Nearly \$150 million of capital returned to stockholders in fiscal 2018, including more than \$25 million in dividends.

The table below summarizes our 2018 financial results as compared to fiscal 2017:

(In millions, except percentages and per share amounts)	Fiscal 2018 Actual	Fiscal 2017 Actual
<b>GAAP</b>		
Revenue	\$397.2	\$397.6
Income (loss) from operations	\$86.0	\$70.6
Diluted earnings (loss) per share	\$1.38	\$0.77
Operating Margin	22%	18%
Cash from operations	\$121.4	\$105.7
<b>Non-GAAP</b>		
Revenue	\$397.7	\$398.6
Operating income	\$152.2	\$144.5
Diluted earnings per share	\$2.49	\$1.91
Operating Margin	38%	36%
Adjusted free cash flow	\$120.2	\$121.5

A reconciliation between the GAAP results and non-GAAP measures is located in Appendix A at the end of this proxy statement.

## GAAP Results vs. Non-GAAP Measures

As disclosed in our press releases regarding annual and quarterly earnings and other communications, we provide financial information using methods in addition to those prescribed by generally accepted accounting principles in the United States ("GAAP"), such as non-GAAP revenue, non-GAAP



operating income, non-GAAP earnings per share and adjusted free cash flow.

We believe these non-GAAP financial measures enhance the reader's overall understanding of our current financial performance and our prospects for the future by providing more transparency for certain financial measures and providing a level of disclosure that helps investors understand how we plan and measure our business. We believe that providing these non-GAAP measures affords investors a view of our operating results that may be more easily compared to our peer companies and enables investors to consider our operating results on both a GAAP and non-GAAP basis during and following the integration period of our acquisitions. Presenting the GAAP measures on their own may not be indicative of our core operating results. Furthermore, management believes that the presentation of non-GAAP measures when shown in conjunction with the corresponding GAAP measures provide useful information to management and investors regarding present and future business trends relating to our financial condition and results of operations.

Non-GAAP revenue, non-GAAP costs of sales and operating expenses, non-GAAP income from operations and operating margin, non-GAAP net income, and non-GAAP diluted earnings per share exclude the effect of purchase accounting on the fair value of acquired deferred revenue, amortization of acquired intangible assets, impairment of acquired intangible assets, stock-based compensation expense, restructuring charges, acquisition-related expenses, certain identified non-operating gains and losses, and the related tax effects of the preceding items. Adjusted free cash flow is equal to cash flows from operating activities less purchases of property and equipment and capitalized software development costs, plus restructuring payments.

This non-GAAP information is not in accordance with, or an alternative to, GAAP information and should be considered in conjunction with our GAAP results as the items excluded from the non-GAAP information often have a material impact on our financial results. We provide a reconciliation of non-GAAP adjustments to our GAAP financial results in our earnings releases and we make this information available on our website at [www.progress.com](http://www.progress.com) within the "Investor Relations" section.

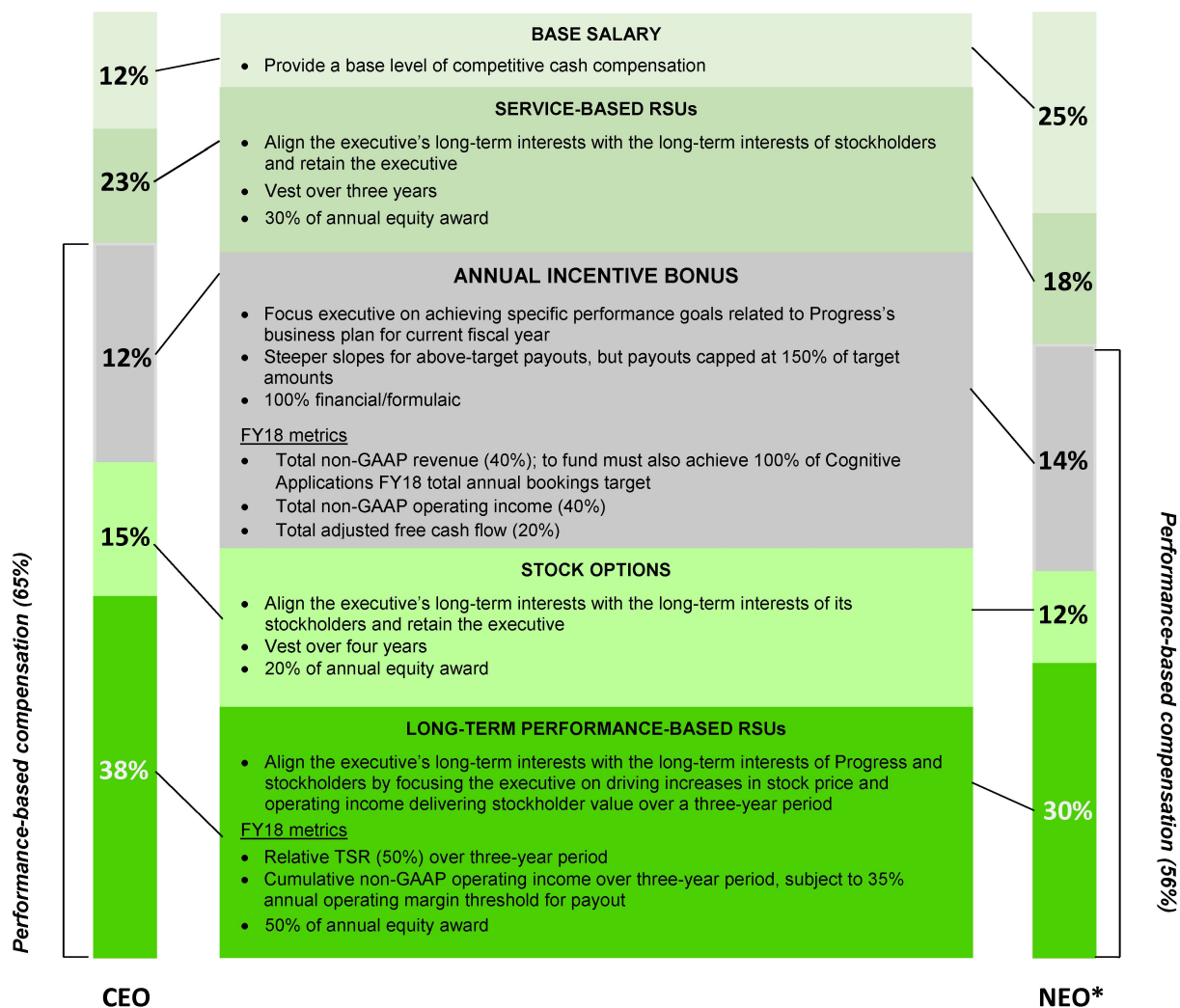
#### *2018 Executive Compensation Program Design*

The Compensation Committee's philosophy is to tie executive pay to company performance, thereby creating alignment with our stockholders and driving the creation of sustainable long-term stockholder value. Our executive compensation programs for 2018 reflected our commitment to the multi-pronged strategy we launched in 2017. As noted above, this strategy consists of three primary objectives: aligning our resources to drive profitability, protecting and strengthening our core business and executing on our holistic capital allocation approach. Our fiscal 2018 budget and operating plan reflected our expectations for limited growth for our core products and prioritized enhancing customer retention. At the same time, our operating plan also provided for us to make the investments necessary in furtherance of our Cognitive Applications product strategy, which will provide a technology path to our existing customers and partners and enable us to win new customers. The overarching priority of our fiscal 2018 plan was that we operate our business as efficiently as possible in order to strengthen Progress for the benefit of our stockholders.

As was the case in fiscal 2017, the Compensation Committee utilized a combination of short and long-term compensation programs to advance our strategy.

### FISCAL 2018 COMPENSATION STRUCTURE

Our executives' target compensation for fiscal 2018 consisted of the components described below:



\*Reflects average

#### Alignment of CEO Realizable Pay Value and Performance

The Compensation Committee reviews realizable pay value analyses for the executive officers to inform design and award levels for long-term incentive (“LTI”) awards. We believe our executive compensation program has been effective at driving the achievement of our target financial and strategic results,

appropriately aligning executive pay and corporate performance and enabling us to attract and retain top executives within our industry. When results do not meet our expectations, our named executive officers receive compensation that is below our target levels and may be below market in comparison to our peer group. The table below shows the target and realizable pay for our CEO, Mr. Gupta for fiscal years 2016 through 2018.

	<b>Total Target Compensation (\$)(1)</b>	<b>Total Realizable Compensation (\$)(2)</b>	<b>Realizable Pay as a Percentage of Target Pay</b>
2016 (3)	1,673,039	561,066	34%
2017	3,225,000	2,160,611	67%
2018	4,800,000	2,323,977	48%
Average 2016-2018 (3)	3,232,680	1,681,884	52%

(1) Total Target Compensation is defined as the sum of (a) annual base salary, (b) target bonus, (c) the value of stock options awarded, equal to the number of options granted multiplied by the Black-Scholes value of our stock on the grant date (d) the value of restricted stock units awarded, equal to the number of RSUs granted multiplied by the closing price of our stock on the grant date and (e) the value of the PSUs awarded under the Long Term Incentive Plan, equal to the number of PSUs granted multiplied by the closing price of our stock on the grant date.

(2) Total Realizable Compensation is defined as the sum of (a) annual base salary, (b) actual corporate bonus plan award paid, (c) the “in-the-money” value of stock options, (d) the value of restricted stock units awarded, equal to the number of RSUs granted multiplied by the closing price of our stock on November 30, 2018, which was \$35.16, and (e) the value of PSUs awarded, determined by measuring the performance thus far in the performance period and determining the resulting level of assumed payout as of the most recent fiscal year end. We excluded the value of the PSUs awarded under the Long Term Incentive Plan in each of fiscal 2016 and fiscal 2017 because, as of the end of our fiscal year ended November 30, 2018, none of those PSUs would vest. With respect to the 2018 LTIP PSUs, based on company performance thus far in the performance period, we have assumed achievement of that portion of the PSUs tied to cumulative operating income at target levels. As a result of our financial performance in fiscal years 2016, 2017 and 2018, Mr. Gupta earned 15%, 115% and 62% of his annual bonus, respectively.

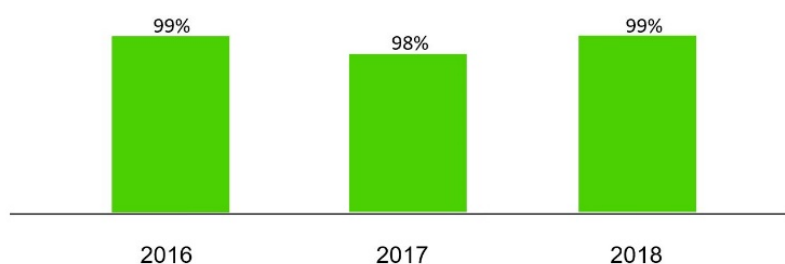
(3) Amounts shown for 2016 do not include the \$2,500,000 one-time special new hire RSU award granted to Mr. Gupta in October 2016.

Following fiscal 2016, the amount and mix of Mr. Gupta's compensation has largely remained unchanged, including his base salary and annual target bonus. In 2018, we evaluated Mr. Gupta's 2017 fiscal target annual equity compensation against our compensation peer group and determined that, based on market data, Mr. Gupta's target annual equity compensation was in the 25th percentile of market data. Accordingly, for fiscal 2018, Mr. Gupta's annual equity award was increased to a value of \$3,650,000 in order to bring his target equity compensation in line with the 50th percentile of market data, with 50% of the award in the form of LTIP PSUs, 30% in the form of time-based RSUs and 20% in the form of stock options.

*Response to 2018 Say-on-Pay Vote and the Evolution of our Executive Compensation Program*

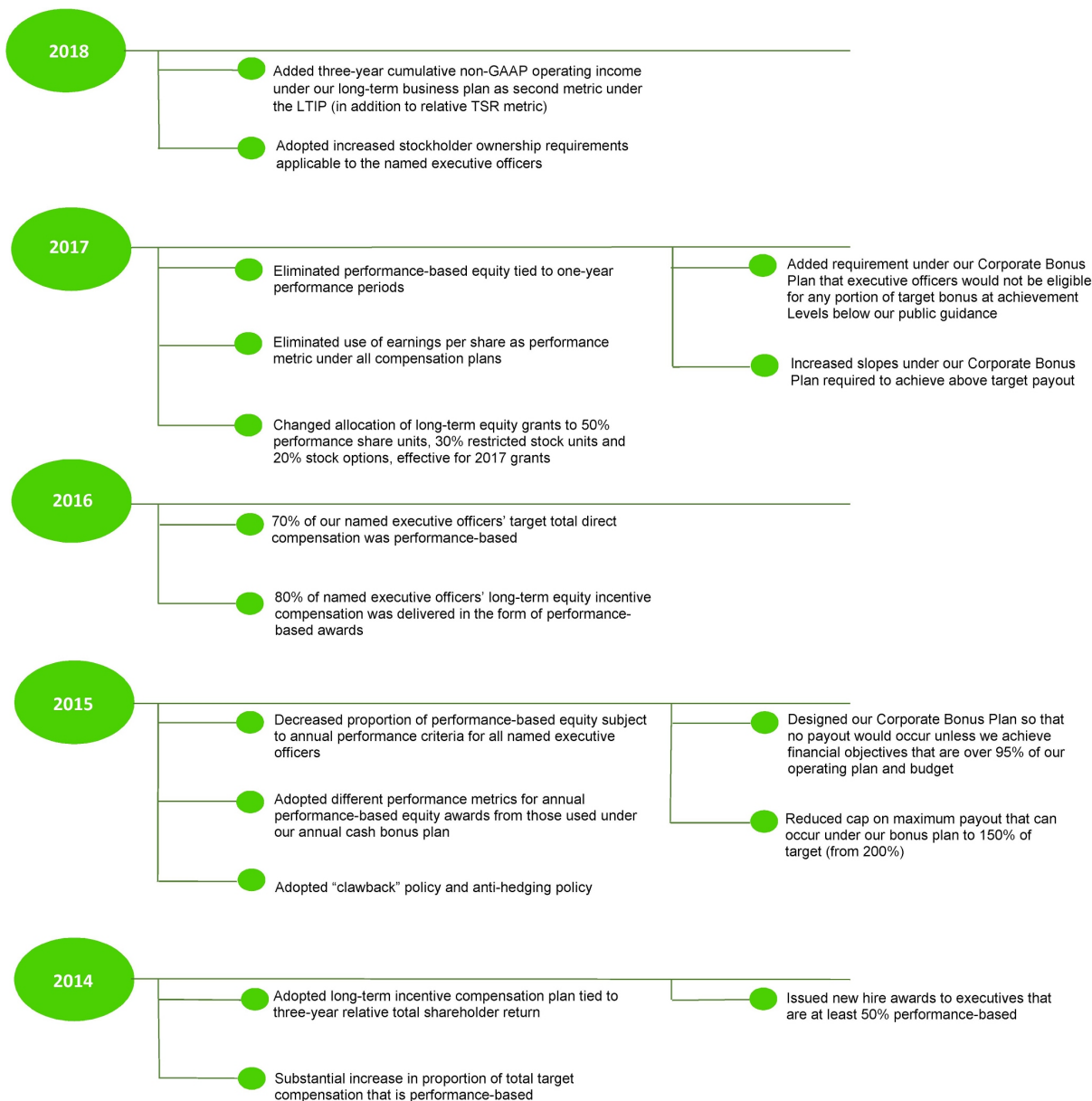
We value the input of our stockholders on our compensation programs. We hold an advisory vote on executive compensation on an annual basis. We also regularly seek feedback from our stockholders to better understand their opinions on governance issues, including compensation. The Compensation Committee carefully considers stockholder feedback and the outcome of each vote when reviewing our executive compensation programs each year.

At our 2018 annual stockholders meeting, approximately 99% of the votes cast approved, on an advisory basis, our executive compensation for fiscal year 2017. As shown in the table below, for each of the past three years, we received at least 98% support with respect to the advisory vote on executive compensation.



Over the past several years we have made significant changes to our executives' compensation in response to prior say-on-pay votes and feedback from stockholders as shown in the table below. The Committee will continue to consider the outcome of our say-on-pay votes and our stockholder views when making future compensation decisions for our executives.

Recent Executive Compensation Developments



Compensation Governance

What We Do:	What We Don't Do:
<ul style="list-style-type: none"> <li>ü 70% of annual equity award is performance-based</li> </ul>	<ul style="list-style-type: none"> <li>X No perquisites</li> </ul>
<ul style="list-style-type: none"> <li>ü Grant performance-based equity awards with performance measures that span three years</li> </ul>	<ul style="list-style-type: none"> <li>X No guaranteed salary increases or non-performance-based bonuses</li> </ul>
<ul style="list-style-type: none"> <li>ü Utilize different measures for performance equity awards and cash incentives</li> </ul>	<ul style="list-style-type: none"> <li>X No excise tax gross-ups</li> </ul>
<ul style="list-style-type: none"> <li>ü Maintain stock ownership guidelines to ensure our directors' and executives' interests are aligned with those of our stockholders</li> </ul>	<ul style="list-style-type: none"> <li>X No pledging or hedging of company stock by directors and executive officers</li> </ul>
<ul style="list-style-type: none"> <li>ü Maintain compensation recovery (or "clawback") policy</li> </ul>	
<ul style="list-style-type: none"> <li>ü Cap the amounts our executives can earn under our annual incentive plans</li> </ul>	
<ul style="list-style-type: none"> <li>ü Compensation Committee retains independent compensation consultant</li> </ul>	

**Executive Compensation Program**

*Philosophy and Objectives*

Our philosophy is to reward executive officers based upon corporate performance, as well as to provide long-term incentives for the achievement of financial and strategic goals. We use a combination of cash compensation, composed of base salary and an annual cash bonus program, long-term equity incentive compensation programs, and a broad-based benefits program to create a competitive compensation package for our executive management team. We tie the payment of cash and equity incentive compensation to executive officers exclusively to the achievement of financial objectives.

The Compensation Committee uses the following principles to guide its decisions regarding the compensation of our executive officers:

<b><i>Pay for Performance:</i></b>	Total compensation should reflect a “pay for performance” philosophy in which more than 50% of each executive officer’s compensation is tied to the achievement of company financial objectives. Cash compensation for our executive officers is weighted toward short-term incentive bonus awards tied to company financial objectives that are difficult to attain and require achievement closely linked to our annual operating plan and budget and publicly-announced expectations.
<b><i>Alignment with Stockholders’ Interests:</i></b>	Total compensation levels should include performance-based equity awards to align executive officer and stockholder interests.
<b><i>Internal Parity:</i></b>	To the extent practicable, base salaries and short- and long-term incentive targets for similarly-situated executive officers should be comparable to avoid divisiveness and encourage teamwork, collaboration, and a cooperative working environment.
<b><i>External Competitiveness:</i></b>	Total compensation should be competitive with peer companies so that we can attract and retain high performing key executive talent. To achieve this goal within market ranges, our Compensation Committee annually reviews the compensation practices of other companies in our peer group, as discussed in the “Peer Group” section below.

#### *Compensation Review Process*

##### *Role of Compensation Committee*

Toward the end of each fiscal year, the Compensation Committee begins the process of reviewing executive officer compensation for the next fiscal year. The Compensation Committee is provided with reports from its independent compensation consultant comparing our executive compensation and equity granting practices relative to the market and to our peer group. The Compensation Committee reviews recommendations from management on the current fiscal year annual and long-term incentive compensation programs. The Compensation Committee then reviews and approves any changes to executive officers’ total target cash compensation, which includes base salary and target incentive compensation, and long-term equity incentive compensation. The Compensation Committee reviews all recommendations considering our compensation philosophy and seeks input from its independent compensation consultant prior to making any final decisions.



### *Role of Chief Executive Officer*

Our Chief Executive Officer makes recommendations to the Compensation Committee with respect to compensation for his direct reports (including our other named executive officers). In making these recommendations, the factors considered include market data, tenure, individual performance, responsibilities, and experience levels of the executives, as well as the compensation of the executives relative to one another.

These initial CEO recommendations are discussed with the Chairman of the Compensation Committee or presented at Compensation Committee meetings. The Total Rewards group within our Human Capital Department and individuals within our Finance and Legal Departments support the Compensation Committee in the performance of its responsibilities. During 2018, our Chief Financial Officer, Chief Legal Officer and Chief Talent Officer regularly attended the Compensation Committee meetings to provide perspectives on the competitive landscape, the needs of the business, information about our financial performance and relevant legal and regulatory developments.

The Compensation Committee meets in executive session (without management) with its independent compensation consultant to deliberate on executive compensation matters. None of our executive officers participate in the Compensation Committee's deliberations or decisions regarding their own compensation.

### *Role of Compensation Consultant*

Our Compensation Committee again retained Pay Governance to advise it on matters related to executive compensation for 2018.

Other than providing limited guidance regarding our broad-based equity plan design for all employees, Pay Governance did not provide any services for management in 2018. Pay Governance consulted with our management when requested by the Compensation Committee and only as necessary to obtain relevant compensation and performance data for the executives as well as essential business information so that it could effectively support the Compensation Committee with appropriate competitive market information and relevant analyses.

During 2018, Pay Governance provided a range of services to the Compensation Committee to support the Compensation Committee's agenda and obligations, including providing advice relating to the impact of regulatory updates, industry trends and peer group compensation data, so that the Compensation Committee could set compensation for executives and non-employee directors in accordance with our policies and the Compensation Committee's charter, advice on the structure and competitiveness of our compensation programs, and advice on the consistency of our programs with our executive compensation philosophy.

Representatives of Pay Governance attended Compensation Committee meetings and provided advice to the Compensation Committee upon its request. The Compensation Committee assessed the independence of Pay Governance and determined that Pay Governance is independent of our company and has no relationships that could create a conflict of interest with us. As part of its assessment, the

Compensation Committee considered the fact that Pay Governance did not provide any other services to us and consults with our management only as necessary to provide the services described above.

*Peer Group*

To assist the Compensation Committee in making decisions on total compensation for executives and company-wide equity grants, the Compensation Committee utilizes peer and industry group data and analyses. Each year, as necessary, the Compensation Committee reviews with its independent compensation consultant the list of peer companies as points of comparison to ensure that comparisons are meaningful.

For 2018, Pay Governance provided recommendations on the composition of our peer group. Based on the facts described in the table below and management’s input, for 2018, Pay Governance recommended, and the Compensation Committee approved, the following peer group:

General Description	Criteria Considered	Peer Group List
Software and high technology companies which operate in similar or related businesses and with which Progress competes for talent	Publicly-traded and based in U.S.	Appian Corporation* Aspen Technology, Inc. Avid Technology, Inc. Bottomline Technologies, Inc. BroadSoft, Inc.* CommVault Systems, Inc. Gigamon Inc. HubSpot Inc. Manhattan Associates, Inc. MicroStrategy, Inc. MongoDB, Inc.* Pegasystems, Inc. PTC Inc.* Rapid7, Inc.* Synchronoss Technologies, Inc. Tableau Software, Inc. The Ultimate Software Group, Inc. TiVo Corporation VASCO Data Security International, Inc.
	Revenues-0.5x to 2.5x of Progress	
	Market Cap-0.2x to 3.0x of Progress	
	Other (e.g., recent financial performance, business model, proxy advisor peers)	
		*Added for 2018

For 2018, the Compensation Committee replaced four peer companies utilized in 2017 with five new additions as shown in the table above. Three of the replaced companies (Epiq Systems, Inc., Interactive Intelligence Group, Inc. and Jive Software, Inc.) were recently acquired. The Compensation Committee replaced Splunk, Inc. because its market cap had exceeded our criteria.

Pay Governance then prepared a compensation analysis based on survey data and data gathered from publicly available information for our peer group companies.

### *Survey Data*

The executive compensation analysis prepared by Pay Governance also included data from Radford's 2017 Global Technology Survey for companies with revenues between \$200 million and \$500 million. The Compensation Committee used this data to compare the current compensation of our named executive officers to the peer group and to determine the relative market value for position, based on direct, quantitative comparisons of pay levels. The survey data was used when there was a lack of public peer data for an executive's position and to obtain a general market understanding of current compensation practices.

### *Competitive Positioning*

The fiscal 2018 target total direct compensation for our named executive officers was set by the Compensation Committee based predominantly on competitive pay practices, as reflected in the peer group and survey data. The Compensation Committee reviews market data at the 25th, 50th, and 75th percentile and, for 2018, sought to target total direct compensation for the named executive officers as a group at the 50th percentile of our peer group in setting our executive compensation programs. Additional adjustments were considered based on individual importance to our company, anticipated future contributions, internal pay equity, and historical pay levels, as well as the level of an executive officer's unvested equity awards and incentives.

In determining equity awards related to the recruitment or promotion of executive officers, the Compensation Committee seeks to align the interests of these executives with our stockholders and reviews and considers: market data, forfeited awards at prior employers, importance of role, candidate experience, transitional state of the Company and internal positioning. New hire and promotional equity awards are generally one-time in nature and future awards to these executive officers are aligned with our annual equity award structure.

On occasion, the Compensation Committee makes additional grants of equity awards for the purpose of encouraging certain executives and other individuals to remain with our company. In situations where management determines that additional grants of equity awards are necessary or appropriate for our continued success, recommendations are made by the Chief Executive Officer to the Compensation Committee. Retention awards include vesting provisions that are designed to encourage recipients to maintain their employment with us and these provisions may differ from our standard vesting schedules. For example, in October 2018, the Compensation Committee granted special, one-time restricted stock unit awards to Messrs. Ainsworth, Quinn and Tcherevik and Ms. Jarrett as part of a larger retention award to certain key employees.

### *Components of Executive Officer Compensation*

Compensation for our named executive officers currently consists of three primary components that are designed to reward performance in a simple and straightforward manner: base salaries, annual cash

bonuses, and long-term equity awards. The purpose and key characteristics of each of these components and how each element accomplishes the goals and objectives of our program are summarized below.

Compensation Element	Objective	Key Features
Cash Compensation	To attract, motivate and reward executives whose knowledge, skills, and performance are critical to our success	
• Base Salary	To secure and retain services of key executive talent by providing a fixed level of cash compensation for performing essential elements of position	Adjustments may be made to reflect market conditions for a position, changes in the status or duties associated with a position, individual performance or internal pay equity
• Annual Cash Bonus	To encourage and reward annual corporate performance that enhances short and long-term stockholder value	Cash bonuses are based on percentage of base salary, with actual awards based exclusively on attainment of objective corporate financial goals
Equity Compensation	To align executives' interests with those of stockholders	
• PSUs under the Long-Term Incentive Plan ("LTIP")	To align interests of management with those of our stockholders with the goal of creating long-term growth and value	<p>Three-year performance period</p> <p>Performance metrics utilized are:</p> <ul style="list-style-type: none"> <li>• 50% operating income (subject to 35% annual operating margin threshold)</li> <li>• 50% relative total shareholder return ("TSR") in comparison to NASDAQ Software Index</li> </ul>
• Restricted Stock Units (RSUs)	To retain executive talent	Service-based vesting over three-year period
• Stock Options	To align interests of management with those of our stockholders with the goal of creating long-term growth and value	<p>Service-based vesting over four-year period</p> <p>Exercise price equal to fair market value on date of grant</p>
Other Compensation	To provide benefits that promote employee health and welfare, which assists in attracting and retaining our executive officers	Indirect compensation element consisting of programs such as medical, dental, and vision insurance, a 401(k) plan with up to a 3% matching contribution, an employee stock purchase plan program, and other plans and programs generally made available to employees

Severance and Change in Control Benefits

To serve our retention and motivational objectives helping our named executive officers maintain continued focus, dedication to their responsibilities and objectivity to maximize stockholder value, including in the event of a transaction that could result in a change in control of our company; particularly important in a time of increased consolidation in our industry and increased competition for executive talent

Provides protection in the event of an involuntary termination of employment under specified circumstances, including following a change in control of our company as described below under “*Potential Payments Upon Termination or Change in Control*” and “*Executive Compensation-Severance and Change in Control Agreements*”

## 2018 Executive Compensation Decisions

---

### *2018 Program Design*

Consistent with its pay-for-performance philosophy, the Compensation Committee emphasized alignment with our long-term business goals in designing our executive compensation programs for 2018. Our executive compensation programs for 2018 were designed to reflect our continued commitment to the new strategic and operating plan we launched in 2017. As noted above, our strategy consists of three primary objectives--aligning our resources to drive profitability, protecting and strengthening our core business and executing on our holistic capital allocation approach. Our fiscal 2018 budget and operating plan reflected our expectations for limited growth for our core products and prioritized enhancing customer retention. At the same time, our operating plan also provided for us to make the investments necessary in furtherance of our Cognitive Applications product strategy, which will provide a technology path to our existing customers and partners and enable us to win new customers. The overarching priority of our fiscal 2018 plan was that we operate our business as efficiently as possible to strengthen Progress for the benefit of our stockholders.

Unlike our fiscal 2017 compensation programs, which reflected that most of our executive management team, including our named executive officers, had either joined in, or assumed new roles during, fiscal 2017, the fiscal 2018 compensation programs did not include any signing bonuses or new hire awards for the executive management team.

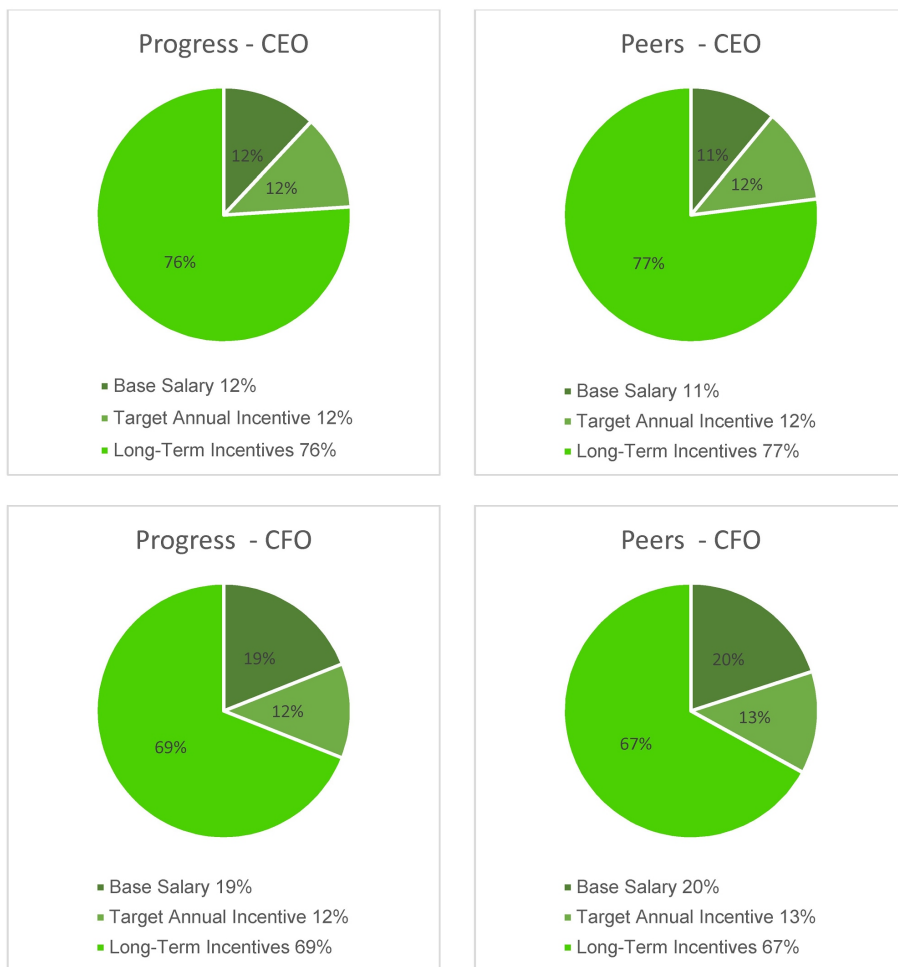
The chart below summarizes the key attributes of each pay element for fiscal 2018.

Element	Key Attributes
Base salary	<p>Aligns with scope and complexity of role and prevailing market conditions; salary levels are generally at market median</p> <p>For fiscal 2018, the Compensation Committee did not make any changes to the base salaries of any of the named executive officers.</p>
Annual Cash Bonus	<p>100% financial/formulaic</p> <p><u>FY18 metrics</u></p> <ul style="list-style-type: none"> <li>• Total non-GAAP revenue (40%)</li> <li>• Total non-GAAP operating income (40%)</li> <li>• Total adjusted free cash flow (20%)</li> </ul> <p>Thresholds set at 99% of total revenue target, 94% of operating income target and 96% of adjusted free cash flow target under our annual budget</p> <p>Additionally, in order to fund the revenue metric for 2018 should performance under such metric be achieved, the Company must also achieve 100% of the fiscal 2018 total annual bookings target for the Cognitive Applications product lines</p> <p>Payouts under the annual cash bonuses capped at 150% of target amounts</p> <p>For fiscal 2018, the Compensation Committee did not make any changes to the annual cash bonus targets of any of the named executive officers</p>
Restricted Stock Units	<p>Vests over three years to support retention</p> <p>30% of annual equity award</p>
Stock options	<p>Vests over four years to support retention and align with our stockholders' interests</p> <p>20% of annual equity award</p>
LTIP PSUs	<p>Three-year performance period</p> <p>Performance metrics utilized are 50% operating income (subject to 35% annual operating margin threshold) and 50% relative TSR in comparison to NASDAQ Software Index</p> <p>50% of annual equity award</p> <p>For fiscal 2018, the Compensation Committee increased the target equity awards for Messrs. Gupta and Jalbert to reflect the 50th percentile of comparable executives within our peer group. Equity awards for other named executive officers were identical to fiscal 2017 annual equity awards.</p>

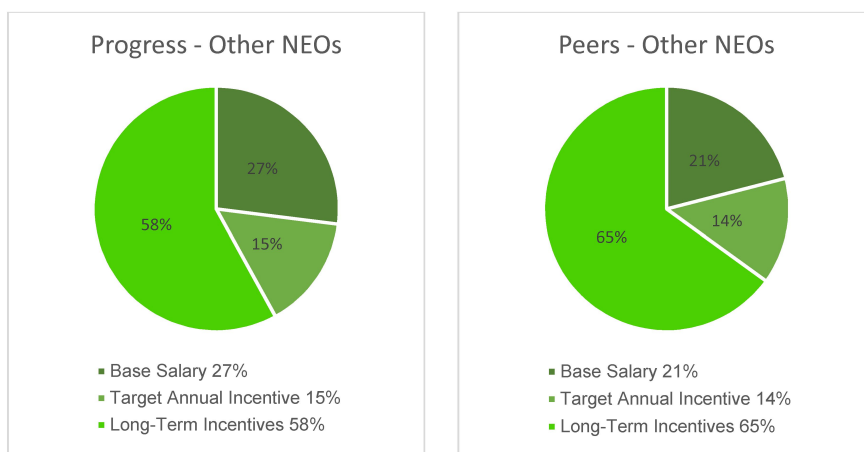
Pay Mix

In setting the mix among the different elements of executive compensation, we do not target specific allocations, but generally weight target compensation more heavily toward performance-based compensation, both cash and equity. The percentage of performance-based compensation for our executive officers and other employees increases with job responsibility, reflecting our view of internal pay equity and the ability of a given employee to contribute to our results. We also generally align our compensation mix with the practices of our peer group when possible and to the extent consistent with our compensation strategy and business plan.

As shown in the tables below, the total direct compensation mix for Mr. Gupta and our other named executive officers in fiscal 2018 was consistent with our peer group.







\* "Other NEOs" reflects average of NEO salaries, excluding CFO

These allocations reflect our belief that a significant portion of our named executive officers' compensation should be performance-based and therefore "at risk" based on company performance, as well as subject to service requirements. Since our cash incentive opportunities and equity incentive awards have both upside opportunities and downside risks and our actual performance can deviate from the target goals, the amount of compensation earned will differ from the target allocations.

In October 2018, upon the recommendation of Mr. Gupta, the Compensation Committee issued special one-time equity awards consisting of time-based restricted stock units with a value of \$200,000 to each of Messrs. Ainsworth, Quinn and Tcherevik and Ms. Jarrett. These one-time awards, which are more fully described below, are not included in the Pay Mix discussion above.

#### Individual Considerations

Below is a summary of the fiscal 2018 compensation decisions and, where applicable, changes for each named executive officer from fiscal 2017.

#### Yogesh Gupta, Chief Executive Officer (1)

	2017 Target Pay (\$)	2018 Target Pay (\$)
Target Annual Cash Compensation	1,150,000	1,150,000 <sup>(6)</sup>
Base Salary	575,000	575,000
Target Bonus	575,000 <sup>(2)</sup>	575,000 <sup>(7)</sup>
Target Annual Equity Compensation	2,075,000	3,650,000 <sup>(8)</sup>
Target Annual RSUs	-- <sup>(3)</sup>	1,095,000 <sup>(9)</sup>
Target Annual Stock Options	875,000 <sup>(4)</sup>	730,000 <sup>(10)</sup>
Target LTIP PSUs	1,200,000 <sup>(5)</sup>	1,825,000 <sup>(11)</sup>
Total Target Compensation	3,225,000	4,800,000

- 
- (1) Mr. Gupta became our Chief Executive Officer in October 2016. We entered into an employment agreement with Mr. Gupta setting forth the terms of his compensation described above.
  - (2) Represents cash payable upon achievement of target performance under our Corporate Bonus Plan. Based on company performance, Mr. Gupta earned 115% of his bonus for fiscal 2017.
  - (3) Mr. Gupta did not receive an award of time-based RSUs in fiscal 2017 because he received time-based RSUs in October 2016 as part of his new hire award in connection with his becoming Chief Executive Officer.
  - (4) Mr. Gupta was awarded \$875,000 of stock options in February 2017 as part of his new hire award. These options vest in equal installments every six months over four years beginning on October 1, 2017, subject to continued employment.
  - (5) Represents PSUs issued to our executive officers under our Long-Term Incentive Plan that are subject to three-year relative total shareholder return performance measures.
  - (6) We evaluated Mr. Gupta's fiscal 2017 target annual cash compensation against our compensation peer group to determine whether any changes should be made. We determined that Mr. Gupta's target annual cash compensation was in line with the market data and made no changes for fiscal 2018.
  - (7) Represents cash payable upon achievement of target performance under our Corporate Bonus Plan. Based on company performance, Mr. Gupta earned 62% of his bonus for fiscal 2018.
  - (8) We evaluated Mr. Gupta's fiscal 2017 target annual equity compensation against our compensation peer group to determine whether any changes should be made. Based on the market data, Mr. Gupta's target annual equity compensation was in the 25<sup>th</sup> percentile of market data and accordingly, we determined that Mr. Gupta's target annual equity compensation should be increased to \$3,650,000, with 50% of such award being in the form of LTIP PSUs, 30% being in the form of time-based RSUs and 20% being in the form of stock options.
  - (9) RSUs vest in equal installments every six months over three years beginning on October 1, 2018.
  - (10) Stock options vest in equal installments every six months over four years beginning on October 1, 2018.
  - (11) PSUs issued to our executive officers under our Long-Term Incentive Plan are subject to three-year relative total shareholder return and operating income performance measures as further described in this proxy statement.

**Paul Jalbert, Chief Financial Officer (1)**

	2017 Target Pay (\$)(2)	2018 Target Pay (\$)
Target Annual Cash Compensation	600,000	600,000 <sup>(9)</sup>
Base Salary	375,000	375,000
Target Bonus	225,000 <sup>(3)</sup>	225,000 <sup>(10)</sup>
Target Annual Equity Compensation	1,000,000 <sup>(4)</sup>	1,330,000 <sup>(11)</sup>
Target Annual RSUs	300,000 <sup>(5)</sup>	399,000 <sup>(12)</sup>
Target Annual Stock Options	200,000 <sup>(6)</sup>	266,000 <sup>(13)</sup>
Target LTIP PSUs	500,000 <sup>(7)</sup>	665,000 <sup>(14)</sup>
Total Target Annual Compensation	1,600,000	1,930,000
Special Promotion Award	1,000,000 <sup>(8)</sup>	--
Total Target Compensation	2,600,000	1,930,000

- (1) Mr. Jalbert was promoted to Chief Financial Officer in March 2017. Prior to that time, he served as our Vice President, Chief Accounting Officer. In connection with Mr. Jalbert's promotion, we entered into an employment agreement with Mr. Jalbert setting forth the terms of his compensation described above.
- (2) Mr. Jalbert's base salary prior to his promotion was \$270,504 and his target bonus was \$108,202.
- (3) Represents cash payable upon achievement of target performance under our Corporate Bonus Plan. Based on the performance under the Corporate Bonus Plan, Mr. Jalbert earned 115% of his fiscal 2017 target bonus.
- (4) As part of his promotion to Chief Financial Officer, Mr. Jalbert received an annual equity award of \$1,000,000 consisting of 50% PSUs under our Long-Term Incentive Plan, 30% time-based RSUs and 20% stock options.
- (5) RSUs vest in equal installments every six months over three years beginning on October 1, 2017.
- (6) Stock options vest in equal installments every six months over four years beginning on October 1, 2017.
- (7) PSUs issued to our executive officers under our Long-Term Incentive Plan are subject to three-year relative total shareholder return performance measures.
- (8) Represents a one-time award of RSUs granted in connection with Mr. Jalbert's becoming our Chief Financial Officer. These RSUs are subject to three-year cliff vesting, subject to continued employment. The vesting of all or part of this award may be accelerated in the event of a change in control or involuntary termination.
- (9) We evaluated Mr. Jalbert's fiscal 2017 target annual cash compensation against our compensation peer group to determine whether any changes should be made. We determined that Mr. Jalbert's target annual cash compensation was in line with the market data and made no changes for fiscal 2018.
- (10) Represents cash payable upon achievement of target performance under our Corporate Bonus Plan. Based on company performance, Mr. Jalbert earned 62% of his bonus for fiscal 2018.

- (11) We evaluated Mr. Jalbert's fiscal 2017 target annual equity compensation against our compensation peer group to determine whether any changes should be made. Based on the market data, Mr. Jalbert's target annual equity compensation was in the 25th percentile of market data and accordingly, we determined that Mr. Jalbert's target annual equity compensation should be increased to \$1,330,000, with 50% of such award being in the form of LTIP PSUs, 30% being in the form of time-based RSUs and 20% being in the form of stock options
- (12) RSUs vest in equal installments every six months over three years beginning on October 1, 2018.
- (13) Stock options vest in equal installments every six months over four years beginning on October 1, 2018.
- (14) PSUs issued to our executive officers under our Long-Term Incentive Plan are subject to three-year relative total shareholder return and operating income performance measures as further described in this proxy statement.

**John Ainsworth, Senior Vice President, Core Products (1)**

	2017 Target Pay (\$)	2018 Target Pay (\$)
Target Annual Cash Compensation	502,500	502,500 <sup>(8)</sup>
Base Salary	335,000	335,000
Target Bonus	167,500 <sup>(2)</sup>	167,500 <sup>(9)</sup>
Target Annual Equity Compensation	700,000 <sup>(3)</sup>	700,000 <sup>(10)</sup>
Target Annual RSUs	210,000 <sup>(4)</sup>	210,000 <sup>(11)</sup>
Target Annual Stock Options	140,000 <sup>(5)</sup>	140,000 <sup>(12)</sup>
Target LTIP PSUs	350,000 <sup>(6)</sup>	350,000 <sup>(13)</sup>
Total Target Annual Compensation	1,202,500	1,202,500
Cash Signing Bonus	150,000	--
Special New Hire Award	300,000 <sup>(7)</sup>	--
Special RSU Award	--	200,000 <sup>(14)</sup>
Total Target Compensation	1,652,500	1,402,500

- (1) Mr. Ainsworth became our Senior Vice President, Core Products in January 2017. We entered into an offer letter with Mr. Ainsworth setting forth the terms of his compensation described above.
- (2) Represents cash payable upon achievement of target performance under our Corporate Bonus Plan. Based on the performance under the Corporate Bonus Plan, Mr. Ainsworth earned 115% of his fiscal 2017 target bonus prorated to reflect his employment commencement date.
- (3) Mr. Ainsworth received an annual equity award of \$700,000 consisting of 50% PSUs under our Long-Term Incentive Plan, 30% time-based RSUs and 20% stock options.
- (4) RSUs vest in equal installments every six months over three years beginning on October 1, 2017.
- (5) Stock options vest in equal installments every six months over four years beginning on October 1, 2017.

- (6) PSUs issued to our executive officers under our Long-Term Incentive Plan are subject to three-year relative total shareholder return performance measures.
- (7) Represents a one-time award of RSUs granted in connection with Mr. Ainsworth joining our company. These RSUs vest in equal installments every six months over three years beginning on October 1, 2017.
- (8) We evaluated Mr. Ainsworth's fiscal 2017 target annual cash compensation against our compensation peer group to determine whether any changes should be made. We determined that Mr. Ainsworth's target annual cash compensation was in line with the market data and made no changes for fiscal 2018.
- (9) Represents cash payable upon achievement of target performance under our Corporate Bonus Plan. Based on company performance, Mr. Ainsworth earned 62% of his bonus for fiscal 2018.
- (10) We evaluated Mr. Ainsworth's fiscal 2017 target annual equity compensation against our compensation peer group to determine whether any changes should be made. We determined that Mr. Ainsworth's target annual equity compensation was in line with the market data and made no changes for fiscal 2018.
- (11) RSUs vest in equal installments every six months over three years beginning on October 1, 2018.
- (12) Stock options vest in equal installments every six months over four years beginning on October 1, 2018.
- (13) PSUs issued to our executive officers under our Long-Term Incentive Plan are subject to three-year relative total shareholder return and operating income performance measures as further described in this proxy statement.
- (14) Mr. Ainsworth received a special, one-time award of RSUs in October 2018, one-third of which vest beginning October 1, 2019 and the remainder of which vest in four equal semiannual installments beginning April 1, 2020.

**Loren Jarrett, Chief Marketing Officer (1)**

	2017 Target Pay (\$)	2018 Target Pay (\$)
Target Annual Cash Compensation	502,500	502,500 <sup>(8)</sup>
Base Salary	335,000	335,000
Target Bonus	167,500 <sup>(2)</sup>	167,500 <sup>(9)</sup>
Target Annual Equity Compensation	700,000 <sup>(3)</sup>	700,000 <sup>(10)</sup>
Target Annual RSUs	210,000 <sup>(4)</sup>	210,000 <sup>(11)</sup>
Target Annual Stock Options	140,000 <sup>(5)</sup>	140,000 <sup>(12)</sup>
Target LTIP PSUs	350,000 <sup>(6)</sup>	350,000 <sup>(13)</sup>
Total Target Annual Compensation	1,202,500	1,202,500
Cash Signing Bonus	125,000	--
Special New Hire Award	300,000 <sup>(7)</sup>	--
Special RSU Award	--	200,000 <sup>(14)</sup>
Total Target Compensation	1,627,500	1,402,500

- (1) Ms. Jarrett became our Chief Marketing Officer in January 2017. We entered into an offer letter with Ms. Jarrett setting forth the terms of her compensation described above.
- (2) Represents cash payable upon achievement of target performance under our Corporate Bonus Plan. Based on the performance under the Corporate Bonus Plan, Ms. Jarrett earned 115% of her fiscal 2017 target bonus prorated to reflect her employment commencement date.
- (3) Ms. Jarrett received an annual equity award of \$700,000 consisting of 50% PSUs under our Long-Term Incentive Plan, 30% time-based RSUs and 20% stock options.
- (4) RSUs vest in equal installments every six months over three years beginning on October 1, 2017.
- (5) Stock options vest in equal installments every six months over four years beginning on October 1, 2017.
- (6) PSUs issued to our executive officers under our Long-Term Incentive Plan are subject to three-year relative total shareholder return performance measures.
- (7) Represents a one-time award of RSUs granted upon Ms. Jarrett joining our company. These RSUs vest in equal installments every six months over three years beginning on October 1, 2017.
- (8) We evaluated Ms. Jarrett's fiscal 2017 target annual cash compensation against our compensation peer group to determine whether any changes should be made. We determined that Ms. Jarrett's target annual cash compensation was in line with the market data and made no changes for fiscal 2018.
- (9) Represents cash payable upon achievement of target performance under our Corporate Bonus Plan. Based on company performance, Ms. Jarrett earned 62% of her bonus for fiscal 2018.
- (10) We evaluated Ms. Jarrett's fiscal 2017 target annual equity compensation against our compensation peer group to determine whether any changes should be made. We determined that Ms. Jarrett's target annual equity compensation was in line with the market data and made no changes for fiscal 2018.
- (11) RSUs vest in equal installments every six months over three years beginning on October 1, 2018.
- (12) Stock options vest in equal installments every six months over four years beginning on October 1, 2018.
- (13) PSUs issued to our executive officers under our Long-Term Incentive Plan are subject to three-year relative total shareholder return and operating income performance measures as further described in this proxy statement.
- (14) Ms. Jarrett received a special, one-time award of RSUs in October 2018, one-third of which vest beginning October 1, 2019 and the remainder of which vest in four equal semiannual installments beginning April 1, 2020.

**Gary Quinn, Senior Vice President, Core Field Organization (1)**

	<b>2017 Target Pay (\$)</b>	<b>2018 Target Pay (\$)</b>
Target Annual Cash Compensation	568,750	568,750 <sup>(7)</sup>
Base Salary	325,000	325,000
Target Bonus	243,750 <sup>(2)</sup>	243,750 <sup>(8)</sup>
Target Annual Equity Compensation	1,000,000 <sup>(3)</sup>	700,000 <sup>(9)</sup>
Target Annual RSUs	300,000 <sup>(4)</sup>	210,000 <sup>(10)</sup>
Target Annual Stock Options	200,000 <sup>(5)</sup>	140,000 <sup>(11)</sup>
Target LTIP PSUs	500,000 <sup>(6)</sup>	350,000 <sup>(12)</sup>
Total Target Annual Compensation	1,568,750	1,268,750
Special RSU Award	--	200,000 <sup>(13)</sup>
Total Target Compensation	1,568,750	1,468,750

- (1) Mr. Quinn became our Senior Vice President, Core Field Organization in August 2017. We entered into an offer letter with Mr. Quinn setting forth the terms of his compensation described above.
- (2) Mr. Quinn's target bonus of \$243,750 is composed of two parts. Two-thirds of this target is tied to achievement of target performance under the Corporate Bonus Plan and one-third of this target is tied to the achievement of financial objectives with respect to the product lines that make up our Core products, including OpenEdge, DCI, Sitefinity and Corticon (the "Core A Products"). Based on company performance, in fiscal 2017, Mr. Quinn earned 115% of the portion of his fiscal 2017 target bonus that is tied to the Corporate Bonus Plan, and 96% of the portion of his 2017 target bonus that is tied to the financial objectives with respect to the Core A Products, each prorated to reflect his employment commencement date.
- (3) Mr. Quinn received a combined annual/new hire equity award of \$1,000,000 consisting of 50% PSUs under our Long-Term Incentive Plan, 30% time-based RSUs and 20% stock options, which amount is the equivalent of a \$700,000 annual equity award and a \$300,000 new hire equity award.
- (4) RSUs vest in equal installments every six months over three years beginning on April 1, 2018.
- (5) Stock options vest in equal installments every six months over four years beginning on April 1, 2018.
- (6) PSUs issued to our executive officers under our Long-Term Incentive Plan are subject to three-year relative total shareholder return performance measures.
- (7) We evaluated Mr. Quinn's fiscal 2017 target annual cash compensation against our compensation peer group to determine whether any changes should be made. We determined that Mr. Quinn's target annual cash compensation was in line with the market data and made no changes for fiscal 2018.
- (8) Mr. Quinn's target bonus of \$243,750 is composed of two parts. Two-thirds of this target is tied to achievement of target performance under the Corporate Bonus Plan and one-third of this target is tied to the achievement of financial objectives with respect to the Core A Products. Based on company performance, in fiscal 2018, Mr. Quinn earned 62% of the portion of his fiscal 2018 target bonus that is tied



to the Corporate Bonus Plan, and 100% of the portion of his 2017 target bonus that is tied to the Core A Products financial objectives.

- (9) We evaluated Mr. Quinn's fiscal 2017 target annual equity compensation (which does not include the \$300,000 new hire equity award component) against our compensation peer group to determine whether any changes should be made. We determined that Mr. Quinn's target annual equity compensation was in line with the market data and made no changes for fiscal 2018.
- (10) RSUs vest in equal installments every six months over three years beginning on October 1, 2018.
- (11) Stock options vest in equal installments every six months over four years beginning on October 1, 2018.
- (12) PSUs issued to our executive officers under our Long-Term Incentive Plan are subject to three-year relative total shareholder return and operating income performance measures as further described in this proxy statement.
- (13) Mr. Quinn received a special, one-time award of RSUs in October 2018, one-third of which vest beginning October 1, 2019 and the remainder of which vest in four equal semiannual installments beginning April 1, 2020.

**Dmitri Tcherevik, Chief Technology Officer (1)**

	2017 Target Pay (\$)	2018 Target Pay (\$)
Target Annual Cash Compensation	502,500	502,500 <sup>(7)</sup>
Base Salary	335,000	335,000
Target Bonus	167,500 <sup>(2)</sup>	167,500 <sup>(8)</sup>
Target Annual Equity Compensation	1,000,000 <sup>(3)</sup>	700,000 <sup>(9)</sup>
Target Annual RSUs	300,000 <sup>(4)</sup>	210,000 <sup>(10)</sup>
Target Annual Stock Options	200,000 <sup>(5)</sup>	140,000 <sup>(11)</sup>
Target LTIP PSUs	500,000 <sup>(6)</sup>	350,000 <sup>(12)</sup>
Total Target Annual Compensation	1,502,500	1,202,500
Special RSU Award	--	200,000 <sup>(13)</sup>
Total Target Compensation	1,502,500	1,402,500

- (1) Mr. Tcherevik became our Chief Technology Officer in April 2017. We entered into an offer letter with Mr. Tcherevik setting forth the terms of his compensation described above.
- (2) Represents cash payable upon achievement of target performance under our Corporate Bonus Plan. Based on the performance under the Corporate Bonus Plan, Mr. Tcherevik earned 115% of his fiscal 2017 target bonus prorated to reflect his employment commencement date.
- (3) Mr. Tcherevik received a combined annual/new hire equity award of \$1,000,000 consisting of 50% PSUs under our Long-Term Incentive Plan, 30% time-based RSUs and 20% stock options, which amount is the equivalent of a \$700,000 annual equity award and a \$300,000 new hire equity award.

- (4) RSUs vest in equal installments every six months over three years beginning on April 1, 2018.
- (5) Stock options vest in equal installments every six months over four years beginning on April 1, 2018.
- (6) PSUs issued to our executive officers under our Long-Term Incentive Plan are subject to three-year relative total shareholder return performance measures.
- (7) We evaluated Mr. Tcherevik's fiscal 2017 target annual cash compensation against our compensation peer group to determine whether any changes should be made. We determined that Mr. Tcherevik's target annual cash compensation was in line with the market data and made no changes for fiscal 2018.
- (8) Represents cash payable upon achievement of target performance under our Corporate Bonus Plan. Based on company performance, Mr. Tcherevik earned 62% of his bonus for fiscal 2018.
- (9) We evaluated Mr. Tcherevik's fiscal 2017 target annual equity compensation (which does not include the \$300,000 new hire equity award component) against our compensation peer group to determine whether any changes should be made. We determined that Mr. Tcherevik's target annual equity compensation was in line with the market data and made no changes for fiscal 2018.
- (10) RSUs vest in equal installments every six months over three years beginning on October 1, 2018.
- (11) Stock options vest in equal installments every six months over four years beginning on October 1, 2018.
- (12) PSUs issued to our executive officers under our Long-Term Incentive Plan are subject to three-year relative total shareholder return and operating income performance measures as further described in this proxy statement.
- (13) Mr. Tcherevik received a special, one-time award of RSUs in October 2018, one-third of which vest beginning October 1, 2019 and the remainder of which vest in four equal semiannual installments beginning April 1, 2020.

#### *Cash Incentive Compensation*

##### *Annual Cash Bonus*

It is our philosophy to base a significant portion of each executive officer's total compensation opportunity on performance incentives. Our annual bonus plan is intended to motivate eligible participants toward overall business results, to tie their goals and interests to those of the Company and its stockholders, and to enable the Company to attract and retain highly qualified executives. Our bonus plan is administered by our Compensation Committee.

The Compensation Committee set the target annual cash incentive opportunity for 2018 (expressed as a percentage of base salary earned during the year) for each named executive officer in January 2018. In setting the target levels, the Compensation Committee considered each named executive officer's 2018 target total cash opportunity against the peer group data provided by our independent compensation consultant, internal pay equity and the roles and responsibilities of the named executive officers. The Compensation Committee set each named executive officer's cash bonus target at the same percentage as his or her respective target opportunity in 2017. The Compensation Committee believes that the target annual cash

bonus opportunity should make up a larger portion of an executive officer's total target cash compensation as the executive's level of responsibility increases.

### *2018 Plan Design*

In January 2018, the Compensation Committee approved the 2018 Corporate Bonus Plan. Our named executive officers participated in the Corporate Bonus Plan.

For 2018, the Compensation Committee adopted three plan metrics for the Corporate Bonus Plan, all of which would be utilized to determine funding and payout under the cash bonus plans. These three plan metrics were non-GAAP corporate revenue, non-GAAP operating income and adjusted free cash flow. These three plan metrics were the same metrics utilized by the Compensation Committee in fiscal 2017. New to the plan design for 2018 was the requirement that, in order to fund the revenue metric should performance under such metric be achieved, we must also achieve 100% of the fiscal year 2018 total annual bookings target for our Cognitive Applications products, consisting primarily of Kinvey and DataRPM.

As was the case in fiscal 2017, non-GAAP corporate revenue was weighted at 40%, non-GAAP operating income was weighted at 40%, and the adjusted free cash flow metric was weighted at 20%. Each metric was measured separately and was not impacted by performance with respect to the other metrics. The performance measures selected for our cash bonus plan were designed to support our goals of expanding our non-GAAP operating income, while at the same time preserving our strong cash flow, which would result in increased stockholder returns. Our revenue targets reflected our continued expectations of the growth prospects of our core products. The inclusion of the requirement that we meet our fiscal 2018 total annual bookings target for our Cognitive Applications products in order to achieve the revenue metric reflected the importance of these products to our overall strategy. For further detail about our use of non-GAAP measures, refer to the paragraph entitled, "*GAAP Results vs. non-GAAP Measures*" above.

For 2018, the Compensation Committee set the thresholds for purposes of earning any award under the Corporate Bonus Plan at 99% of the total revenue target, 94% of the operating income target and 96% of the adjusted free cash flow target under our fiscal 2018 annual budget. Although the Compensation Committee retained the funding percentage for threshold-level achievement at 25% for bonus plan participants below the senior executive level, for Mr. Gupta and the other named executive officers, the Compensation Committee adopted a funding percentage for threshold-level achievement at 50% with respect to the revenue and free cash flow metrics. The rationale for this difference was that the Compensation Committee determined that no funding should occur with respect to a metric for which the performance was below our publicly-announced expectations for fiscal 2018 performance.

The targets established with respect to the total revenue goal, including the newly added revenue metric overlay related to the Cognitive Applications products bookings target, reflect the challenges we face in maintaining our core revenues while implementing our growth strategy. The targets established with respect to the non-GAAP operating income metric are consistent with our operational model for our core business. The

targets established with respect to the adjusted free cash flow goal reflect the importance of maintaining a strong cash balance to enable us to execute a capital allocation strategy in the best interests of stockholders.

#### *Corporate Bonus Plan Criteria and Achievement*

The table below shows the funding percentages based on our performance under the three metrics. For the named executive officers, none of the annual bonus under the Corporate Bonus Plan would be earned unless we achieved at least \$401 million in total non-GAAP revenue, \$149 million in total non-GAAP operating income or \$117 million in adjusted free cash flow, in which case a portion of the bonus would be earned based on the level of achievement and weighting of the metrics.

#### **2018 Annual Bonus Plan Criteria and Achievement**

<b>Metric (\$ millions) <sup>(1)</sup></b>	<b>Weighting</b>	<b>Threshold (25%)</b>	<b>50% Funding</b>	<b>Target (100%)</b>	<b>Maximum (150%)</b>	<b>Actual Achievement</b>	<b>Funding Percentage</b>
Non-GAAP Corp. Revenue <sup>(2)</sup>	40%	\$399	\$401	\$404	\$418	\$398	—%
Non-GAAP Operating Income	40%	\$149	\$152	\$158	\$184	\$160	105%
Adjusted Free Cash Flow	20%	\$115	\$117	\$120	\$135	\$120	101%
<b>Total</b>	<b>100%</b>						<b>62%</b>

(1) Targets and actual achievement figures shown in the table above are based on budgeted exchange rates. For purposes of computing non-GAAP Operating Income, bonus expense is added back to the Threshold, Target, Maximum, and Actual achievement amounts.

(2) In order to fund the revenue metric should performance under such metric be achieved, the Company must also achieve 100% of the fiscal year 2018 total annual bookings target with respect to our Cognitive Applications product lines. Because the Company did not achieve the threshold level of performance under the revenue metric for fiscal 2018, the bookings overlay was not relevant.

### *Amounts Earned under the 2018 Corporate Bonus Plan*

As a result of our financial performance during fiscal 2018, we exceeded the target level of performance under our bonus plan with respect to both the non-GAAP operating income metric and the adjusted free cash flow metric, but failed to meet the threshold level of performance under the non-GAAP revenue metric, which resulted in an overall payout percentage of 62% with respect to the annual cash bonus. For Mr. Gupta and the other executive officers, the actual bonuses earned were based 100% on the financial metrics described above and no portion of the annual bonuses were based on subjective measures.

The following table shows the bonuses earned by our named executive officers under the Corporate Bonus Plan in 2018.

<b>NEO</b>	<b>Target Annual Bonus (\$)</b>	<b>Amount Earned (\$)</b>
Yogesh Gupta	575,000	356,500
Paul Jalbert	225,000	139,500
John Ainsworth	167,500	103,850
Loren Jarrett	167,500	103,850
Gary Quinn (1)	243,750	100,750
Dmitri Tcherevik	167,500	103,850

(1) Mr. Quinn's target bonus of \$243,750 is composed of two parts. Two-thirds of this target, or \$162,250, is tied to achievement of target performance under the Corporate Bonus Plan and one-third of this target, or \$81,500, is tied to the achievement of financial objectives with respect to the product lines that make up our Core A Products. Based on company performance, in fiscal 2018, Mr. Quinn earned 62% of the portion of his fiscal 2018 target bonus that is tied to the Corporate Bonus Plan.

### *Equity Compensation*

We use equity compensation to attract, retain, motivate and reward our named executive officers. We issue annual and new hire equity awards based on guidelines for awards commensurate with position levels and that reflect grant practices within our peer group and the broader software industry generally. The Compensation Committee reviews the mix of equity awards to our named executive officers on an annual basis.

PSUs under our long-term equity incentive compensation plan ("LTIP") are subject to performance criteria aligned with our business plan and are earned only to the extent the performance criteria are achieved. LTIP PSUs are earned based on performance over a three-year measurement period.

RSUs typically vest in six equal installments over three years beginning six months after issuance. In a volatile stock market, RSUs continue to provide value when other forms of equity such as stock options may

not, which the Compensation Committee believes is useful in retaining talented executives in unpredictable economic times.

Stock option awards provide individuals with the right to purchase shares of our common stock at a fixed exercise price, typically for a period of seven years, subject to continued employment with our company. Stock options vest in six-month increments over a four-year period. We believe that meaningful vesting periods encourage recipients to remain with our company over the long-term and, because the value of the awards is based on our stock price, stock options encourage recipients to focus on achievement of longer-term goals, such as strategic growth, business innovation and stockholder return. In general, employees whose employment terminates (other than for death or disability) before the award fully vests forfeit the unvested portions of these awards.

#### *Target Value and Award Determination*

The Compensation Committee's decisions regarding the amount and type of equity incentive compensation, the allocation of equity and relative weighting of these awards within total executive compensation have been based on advice provided by our independent compensation consultant and the Compensation Committee's understanding and individual experiences with market practices of similarly-situated companies. Equity-based incentive awards are intended to be the longer-term components of our overall executive compensation program and are designed to encourage performance by our executive officers over several years.

To determine the size of the equity awards, the Compensation Committee first determined the total number of shares that would be available for the annual equity awards to all proposed recipients. The total number of shares was determined by consideration of the potential dilution to our stockholders and average burn rate of other companies in our industry. The Compensation Committee utilized the grant data from the peer group and other information provided by Pay Governance to assist it in determining the size of the overall equity pool for our company as well as the individual grants to the named executive officers.

To determine the size of the individual annual equity awards, the Compensation Committee, utilizing data provided by Pay Governance, compared the long-term equity incentive compensation levels of our executives with similar positions within our peer group and survey data to determine the long-term equity incentive compensation amount for each executive. The Compensation Committee reviews market data at the 25th, 50th, and 75th percentile. In finalizing the amounts of the annual equity awards, the Compensation Committee considers this market data, the CEO's recommendations, the burn rate of the executive grants, and the degree to which those amounts would be aligned with our goals of motivating and retaining key employees.

<b>Program</b>	<b>Fiscal 2018 Equity Program</b>
<b>Form of Equity</b>	Time-Based Restricted Stock Units Stock Options Performance-Based Stock Units
<b>Performance Periods</b>	PSUs have three-year period
<b>Metrics</b>	LTIP PSUs tied 50% to operating income (subject to 35% annual operating margin threshold) and 50% to relative total shareholder return
<b>Vesting</b>	Time-Based RSUs vest 33% per year over 3 years Stock options vest 25% per year over 4 years LTIP: <ul style="list-style-type: none"> <li>• With respect to TSR metric, LTIP PSUs may be earned at 0% to 200% of target, with threshold vesting at 35% achievement</li> <li>• With respect to operating income metric, LTIP PSUs may be earned once operating income criteria is met, subject to a 35% annual operating margin threshold</li> </ul>
<b>Frequency of Grant</b>	Annual

As in fiscal 2017, the Compensation Committee retained the use of time-based RSUs as part of the equity mix for fiscal 2018. The RSUs awarded as part of the fiscal 2018 equity program were issued in January 2018. The Compensation Committee awarded these RSUs as a dollar amount, which were then converted to RSUs based on our closing stock price on the date of grant. Our stock price on the date these RSUs were issued was \$50.69, significantly above our stock price on November 30, 2018.

Stock option grants are intended to correlate executive compensation to our long-term success as measured by our stock price. Stock options are tied to our future success because options granted have an exercise price equal to the closing market value at the date of grant and will only provide value to the extent that the price of our stock increases above the exercise price. As a result, the Compensation Committee viewed stock options as a form of performance equity, but with a longer-term focus than PSUs tied to an annual performance metric.

The stock options awarded as part of the fiscal 2018 equity program were issued in January 2018. The Compensation Committee awarded these stock options as a dollar amount, which were then converted to



stock options based on the Black-Scholes value of our stock options on the date of grant. The exercise price of these stock options is \$50.69, our closing stock price on the date of grant, significantly above our stock price on November 30, 2018.

In October 2018, upon the recommendation of Mr. Gupta, the Compensation Committee issued special one-time equity awards consisting of time-based restricted stock units with a value of \$200,000 to each of Messrs. Ainsworth, Quinn and Tcherevik and Ms. Jarrett. One-third of these restricted stock units will vest on October 1, 2019 and the remainder will vest in four equal semi-annual installments beginning April 1, 2020. These awards were part of a larger special one-time equity award issued to approximately ten key employees who were identified as critical to the achievement of our new strategy. Messrs. Gupta and Jalbert did not receive a special one-time equity award. The purpose of these awards was to encourage recipients to maintain their employment with us and to enhance their equity position in our company in light of their short tenure. The Compensation Committee also considered that the fiscal 2018 annual equity program was issued at a time when our stock price approximated our all-time highest stock price.

In January 2014, the Compensation Committee approved a long-term equity incentive compensation plan consisting of the grant of PSUs earned based on performance over a three-year measurement period. In fiscal 2017, the number of shares earned was determined by comparing our relative TSR for the relevant period to the relative TSR of the component companies of the NASDAQ Software Index. In fiscal 2018, the Compensation Committee retained the three-year LTIP PSUs, but reduced the weighting of the TSR metric from 100% to 50% and added a three-year cumulative operating income metric, weighted at 50%. The Compensation Committee also included, with respect to the operating income metric, a 35% annual operating margin threshold for payout. In designing the operating income metric to include both operating margin dollar and percentage goals, the Compensation Committee sought to ensure discipline and reinforce, consistent with our stated strategy, that profitable growth and margin expansion/maintenance are key to long-term value creation.

With respect to the relative TSR metric, the Compensation Committee left unchanged the payout scale established in fiscal 2017 to reflect current trends and stockholder-friendly practices (e.g., above-median performance required to achieve target payout). Participants can earn between 0% and 200% (the payout cap under the LTIP) of the target amount of PSUs attributable to the relative TSR metric. The cumulative three-year TSR measure compares the TSR of our common stock against the TSR of companies included in the NASDAQ Software Index during the three-year period. Our relative TSR performance must be at the 55th percentile of the index group in order for 100% of the target award to be earned. Additionally, regardless of our relative position with respect to the NASDAQ Software Index, the award with respect to the TSR metric will be reduced by 50% if our absolute TSR over the measurement period is negative.

With respect to the operating income metric, participants can earn between 0% and 200% of the target amount of PSUs attributable to the operating income metric. The cumulative three-year operating income measure is based on the sum of the operating income amounts for 2018, 2019 and 2020 contained in our

2018 strategic plan. We must achieve 100% of the operating income target for a given performance period in order for payout with respect to this metric to occur. Furthermore, with respect to the operating income metric, the 35% annual operating margin threshold “performance gatekeeper” applies at all levels of performance and requires that annual operating margin be at or above 35% for each of 2018, 2019 and 2020 or no payout can occur with respect to this metric, regardless of cumulative operating income performance. The below table sets forth the payout schedules for the 2018 LTIP:

Performance Metric	Weight Factor	% of Target Earned*				
		0%	50%	100%	150%	200%
Relative TSR Performance (% Rank)	50%	<35%	35%	55%	75%	90%
Operating Income (3-year Cumulative)**	50%	<\$434	N/A	\$434	\$459	\$483

\* Award interpolated for performance within stated percentiles

\*\* \$ amounts in millions and using budget exchange rates. In addition, if operating margin in any of the three annual periods of the performance period is less than 35%, the operating income metric earned will be zero.

The three-year performance period with respect to the LTIP awarded in 2016 expired on November 30, 2018. Based on the price of our common stock for the thirty-day trading period ending November 30, 2018, our TSR compared to the NASDAQ Software Index for the same period placed us below the 50th percentile, meaning that none of the 2016 PSUs awarded as the LTIP were earned. As a result, all of the 2016 PSUs awarded as the LTIP were canceled. For the February 2018 award under the LTIP, the three-year comparison period commenced on December 1, 2017 and will end on November 30, 2020.

Consistent with the Compensation Committee’s philosophy that a significant portion of the equity mix to named executive officers should be tied to our long-term performance, the Compensation Committee determined that there should be no change to the equity mix determined for fiscal 2017. Accordingly, the equity mix for fiscal 2018 remained 50% LTIP PSUs, 30% RSUs and 20% stock options.

## Other Executive Compensation Matters

---

### *Timing of Equity Grants*

We do not time grants either to take advantage of a depressed stock price or in anticipation of an increase in stock price and have limited the amount of discretion that can be exercised in connection with the timing of awards. We generally make awards only on pre-determined dates to ensure that awards cannot be timed to take advantage of material non-public information.

Equity awards may be made only by the Compensation Committee. The Compensation Committee makes awards only at Committee meetings and awards are generally not effective in trading blackout periods

(the period encompassing ten days prior to the end of each fiscal quarter through 48 hours after the earnings for that quarter are announced).

#### *Stock Ownership Guidelines*

In January 2018, our Board of Directors adopted revised stock ownership guidelines for our senior executive officers, including our named executive officers. These guidelines provide for the Chief Executive Officer to hold an amount of our common stock, restricted shares, stock options and/or earned performance shares having a value equal to at least three times his or her base salary. For other senior executive officers, the stock ownership requirement is at least one times his or her base salary. Executive officers have five years to attain the applicable ownership threshold.

#### *Compensation Recovery Policy*

We have adopted a clawback policy providing that in the event of a material restatement of financial statements triggered by executive-level misconduct, we may require that the bonuses and other incentive compensation paid to that executive be forfeited. The amount of incentive compensation subject to recovery would be the amount in excess of what the executive officer would have earned in accordance with the restatement, as determined by the Compensation Committee.

#### *Hedging and Pledging Policy*

Our policies explicitly prohibit our directors and executive officers from “hedging” their ownership by engaging in short sales or trading in any derivatives involving our securities. Our policies also prohibit our directors and executive officers from “pledging” their ownership by holding our stock in a margin account or pledging our stock as collateral for a loan.

#### *Tax and Accounting Considerations and Compensation Recovery Policies*

*Deductibility of Executive Compensation.* Section 162(m) of the Internal Revenue Code places a limit of \$1 million on the amount of compensation that public companies may deduct in any one year with respect to certain of their named executive officers. Through fiscal 2017, certain performance-based compensation approved by stockholders was not subject to this deduction limit. With the enactment of the 2017 Tax Cuts and Jobs Act, however, the performance-based compensation exemption has been eliminated, except with respect to certain grandfathered arrangements. While the Compensation Committee considers the deductibility of compensation as one factor in determining executive compensation, the Compensation Committee believes that it is in our best interests and the best interests of our stockholders to maintain flexibility in our approach to executive compensation in order to structure a program that we consider to be the most effective in attracting, motivating and retaining key executives.

*Section 409A of the Internal Revenue Code.* Section 409A of the Internal Revenue Code imposes additional significant taxes in the event that an executive officer, director or service provider receives “deferred compensation” that does not satisfy the requirements of Section 409A. Our severance and change in control

agreements described below, including the Employee Retention and Motivation Agreements we entered into with our named executive officers, contain provisions that are intended to either avoid the application of Section 409A or, to the extent doing so is not possible, comply with the applicable Section 409A requirements. The Compensation Committee has the sole discretion to change the severance guidelines applicable to executive officers to the extent necessary to avoid the application of Section 409A or comply with applicable Section 409A requirements.

*Accounting for Stock-Based Compensation.* Stock-based compensation expense reflects the fair value of stock-based awards, less the present value of expected dividends, measured at the grant date and recognized over the relevant service period. We estimate the fair value of each stock-based award on the measurement date using either the current market price of the stock, the Black-Scholes option valuation model, or the Monte Carlo Simulation valuation model.

## COMPENSATION COMMITTEE REPORT

This report is submitted by the Compensation Committee of our Board of Directors. The Compensation Committee has reviewed the “*Compensation Discussion and Analysis*” included in this proxy statement and discussed it with management. Based on such review and discussions, the Compensation Committee has recommended to our Board of Directors that the “*Compensation Discussion and Analysis*” be included in this proxy statement and incorporated by reference into our Annual Report on Form 10-K for the fiscal year ended November 30, 2018.

No portion of this Compensation Committee Report shall be deemed to be incorporated by reference into any filing under the Securities Act of 1933 or the Securities Exchange Act of 1934, through any general statement incorporating by reference in its entirety the proxy statement in which this report appears, except to the extent that the Company specifically incorporates this report or a portion of it by reference. In addition, this report shall not be deemed filed under either the Securities Act or the Exchange Act.

Respectfully submitted by the Compensation Committee,

David A. Krall, Chairman

Rainer Gawlick

Angela T. Tucci

## **Compensation Committee Interlocks and Insider Participation**

---

The members of our Compensation Committee during 2018 were Messrs. Gawlick, Kane (until March 2018) and Krall and Ms. Tucci (beginning in March 2018), with Mr. Krall serving as Chair. Messrs. Gawlick, Kane, and Krall and Ms. Tucci are not, nor have they ever been, an officer or employee of our company or of any of its subsidiaries, or had any relationship with us requiring disclosure in this proxy statement. There are no compensation committee interlocks amongst any of our directors.

## **Analysis of Risk Associated with Our Compensation Plans**

---

In setting compensation, the Compensation Committee considers the risks to our stockholders and to the achievement of our goals that may be inherent in the compensation plans and programs for all employees, including our executives. When evaluating our executive compensation program, the Compensation Committee considers whether the program is based on the appropriate philosophy, benchmarked against the appropriate peer group and balanced between long and short-term performance targets, company and individual performance. Although a significant portion of our executives' compensation is performance-based and "at-risk," we believe our compensation plans and programs are appropriately structured so as not to encourage our employees to take excessive or unreasonable risks.

We considered the following elements of our compensation plans and policies when evaluating whether such plans and policies are structured to encourage our employees to take unreasonable risks:

- A detailed planning process with executive or Compensation Committee oversight exists for all compensation programs.
- The proportion of an employee's performance-based pay increases as the responsibility and potential impact of the employee's position increases, which structure is in line with market practices.
- Compensation consists of both fixed and variable components. The fixed portion (i.e., base salary) and variable portion (i.e., performance-based bonus and equity awards) provide a mix of compensation intended to produce corporate performance without encouraging excessive risks.
- We set performance goals that we believe are aggressive and consistent with building long-term stockholder value.
- We use consistent corporate performance metrics from year-to-year rather than changing the metric to take advantage of changing market conditions.

- Our short-term incentive plans are capped as to the maximum potential payout, which we believe mitigates excessive risk taking by limiting bonus payments even if we dramatically exceed the performance targets.
- The time-based vesting for RSUs and stock options ensures that our executives' interests align with those of our stockholders for the long-term performance of our company.
- Assuming achievement of at least a minimum level of performance, payouts under our performance-based plans result in some compensation at levels below full target achievement, rather than an "all-or-nothing" approach.
- In accordance with our written stock option grant policy, all equity grants must occur at a meeting of the Compensation Committee and management has no authority to issue equity.
- The Compensation Committee retains and does not delegate any of its power to determine matters of executive compensation.
- We maintain a system of controls and procedures designed to ensure that amounts are earned and paid in accordance with our plans and programs.
- We do not allow our executives and directors to hedge their exposure to ownership of, or interest in, our stock. We also do not allow them to engage in speculative transactions with respect to our stock.

## SUMMARY OF EXECUTIVE COMPENSATION

---

The following table sets forth certain information with respect to compensation for the fiscal years ended November 30, 2018 and 2017, earned by:

- (a) Mr. Gupta;
- (b) Mr. Jalbert; and
- (c) Mr. Ainsworth, Ms. Jarrett, Mr. Quinn and Mr. Tcherevik, our four other named executive officers.

**SUMMARY COMPENSATION TABLE – FISCAL YEARS 2018, 2017 and 2016**

Name and Principal Position	Year	Salary (\$)	Bonus (\$)	Stock Awards (\$)(1)	Option Awards (\$)(2)	Non-Equity Incentive Plan Compensation (\$)(3)	All Other Compensation (\$)(4)	Total (\$)
Yogesh Gupta, Chief Executive Officer <sup>(5)</sup>	2018	575,000	—	3,140,069	729,772	356,500	8,970	4,810,311
	2017	575,000	—	1,242,240	875,885	661,250	8,820	3,363,194
	2016	66,346	—	3,553,558	—	12,254	783	3,632,942
Paul Jalbert, Chief Financial Officer <sup>(6)</sup>	2018	375,000	—	1,144,203	265,922	139,500	8,790	1,933,415
	2017	339,636	—	1,762,944	200,159	258,750	8,490	2,569,979
John Ainsworth, SVP, Core Products <sup>(7)</sup>	2018	335,000	—	795,435	139,964	103,850	9,488	1,383,738
	2017	283,462	150,000	856,084	139,979	168,349	7,789	1,605,663
Loren Jarrett, Chief Marketing Officer <sup>(8)</sup>	2018	335,000	—	795,435	139,964	103,850	9,488	1,383,738
	2017	283,462	125,000	856,084	139,979	168,349	7,789	1,580,663
Gary Quinn, SVP, Core Field Organization <sup>(9)</sup>	2018	325,000	—	795,435	139,964	100,750	90,699	1,451,848
	2017	87,500	—	897,429	199,900	55,807	25,815	1,266,450
Dmitri Tcherevik, Chief Technology Officer <sup>(10)</sup>	2018	335,000	—	795,435	139,964	103,850	15,884	1,390,133
	2017	212,596	—	783,704	200,078	127,713	6,537	1,330,628

(1) These amounts do not reflect the actual economic value realized by the named executive officer. In accordance with FASB ASC Topic 718, we estimate the fair value of each stock-based award on the measurement date, less the present value of expected dividends, using either the current market price of the stock or the Monte Carlo Simulation valuation model, assuming the probable outcome of related performance conditions at target levels. See the description of our 2018 Annual Equity Program described in “*Compensation Discussion and Analysis*” in this proxy statement. The value at grant date of the LTIP PSUs included in the fiscal 2018 amounts shown in this column, assuming the highest level of performance conditions achieved (payout at 200% of target) are, \$4,137,220 for Mr. Gupta, \$1,507,504 for Mr. Jalbert and \$793,454 for each of Messrs. Ainsworth, Quinn and Tcherevik and Ms. Jarrett. The value at grant date of the LTIP PSUs included in the fiscal 2017 amounts shown in this column, assuming the highest level of performance conditions achieved (payout at 200% of target) are, \$2,484,480 for Mr. Gupta, \$726,336 for Mr. Jalbert, \$1,209,916 for Mr. Quinn, \$986,436 for Mr. Tcherevik and \$726,336 for each of Mr. Ainsworth and Ms. Jarrett.

(2) Represents the grant date fair value of options on the date of grant. The grant date fair value of our options is equal to the number of shares subject to the option multiplied by the fair value of our options on the date of grant determined using the Black-Scholes option valuation model. The methodology and assumptions used to calculate the Black-Scholes value of our options are described in Note 11 of the consolidated financial statements contained in our Annual Report.



(3) The amounts listed reflect the amounts earned under our Corporate Bonus Plan as described in “*Compensation Discussion and Analysis*” in this proxy statement. For all individuals, bonus payments were accrued and earned in the year indicated and paid in the succeeding fiscal year.

(4) Amounts listed in this column for 2018 include:

<b>Name</b>	<b>Company Contributions (401(k)) (\$)</b>	<b>Insurance Premiums (\$)</b>	<b>Commissions (\$)</b>	<b>Relocation Expenses (\$)</b>
Mr. Gupta	8,250	720	—	—
Mr. Jalbert	8,250	540	—	—
Mr. Ainsworth	9,006	482	—	—
Ms. Jarrett	9,006	482	—	—
Mr. Quinn	9,000	468	81,231	—
Mr. Tcherevik	9,023	482	—	6,378

(5) Mr. Gupta became our Chief Executive Officer on October 10, 2016. The amounts shown for Mr. Gupta in 2016 are base salary and non-equity incentive plan compensation for the period of October 10, 2016 until November 30, 2016.

(6) Mr. Jalbert became our Chief Financial Officer on March 24, 2017. Mr. Jalbert was not a named executive officer in fiscal 2016.

(7) Mr. Ainsworth became SVP, Core Products on January 16, 2017. The amounts shown for Mr. Ainsworth in 2017 are base salary and non-equity incentive plan compensation for the period of January 16, 2017 until November 30, 2017. Also, the amount listed in the “Bonus” column is a one-time signing bonus paid to Mr. Ainsworth upon joining our company.

(8) Ms. Jarrett became Chief Marketing Officer on January 16, 2017. The amounts shown for Ms. Jarrett in 2017 are base salary and non-equity incentive plan compensation for the period of January 16, 2017 until November 30, 2017. Also, the amount listed in the “Bonus” column is a one-time signing bonus paid to Ms. Jarrett upon joining our company.

(9) Mr. Quinn became SVP, Core Field Organization on August 14, 2017. The amounts shown for Mr. Quinn in 2017 are base salary and non-equity incentive plan compensation for the period of August 14, 2017 until November 30, 2017.

(10) Mr. Tcherevik became Chief Technology Officer on April 1, 2017. The amounts shown for Mr. Tcherevik in 2017 are base salary and non-equity incentive plan compensation for the period of April 1, 2017 until November 30, 2017.

## Grants of Plan-Based Awards

### GRANTS OF PLAN-BASED AWARDS TABLE - 2018

Name	Grant Date (1)	Estimated Possible Payouts Under Non-Equity Incentive Plan Awards			Estimated Possible Payouts Under Equity Incentive Plan Awards			All Other Stock Awards: Number of Shares of Stock or Units (#)(4)	All Other Stock Awards: Number of Securities Underlying Options (#)(5)	Exercise or Base Price of Option Awards (\$/Sh)	Grant Date Fair Value of Stock and Option Awards \$(6)
		Threshold \$(2)	Target \$(2)	Maximum \$(2)	Threshold (#)(3)	Target (#)(3)	Maximum (#)(3)				
Yogesh Gupta	—	143,750	575,000	862,500	—	—	—	—	—	—	—
	1/12/2018	—	—	—	9,001	36,004	72,008	—	—	—	2,068,610
	1/12/2018	—	—	—	—	—	—	21,602	—	—	1,071,459
	1/12/2018	—	—	—	—	—	—	—	69,195	50.69	729,772
Paul Jalbert	—	56,250	225,000	337,500	—	—	—	—	—	—	—
	1/12/2018	—	—	—	3,280	13,119	26,238	—	—	—	753,752
	1/12/2018	—	—	—	—	—	—	7,872	—	—	390,451
	1/12/2018	—	—	—	—	—	—	—	25,214	50.69	265,922
John Ainsworth	—	41,875	167,500	251,250	—	—	—	—	—	—	—
	1/12/2018	—	—	—	1,726	6,905	13,810	—	—	—	396,727
	1/12/2018	—	—	—	—	—	—	4,143	—	—	205,493
	1/12/2018	—	—	—	—	—	—	—	13,271	50.69	139,964
	10/15/2018	—	—	—	—	—	—	6,175	—	—	193,216
Loren Jarrett	—	41,875	167,500	251,250	—	—	—	—	—	—	—
	1/12/2018	—	—	—	1,726	6,905	13,810	—	—	—	396,727
	1/12/2018	—	—	—	—	—	—	4,143	—	—	205,493
	1/12/2018	—	—	—	—	—	—	—	13,271	50.69	139,964
	10/15/2018	—	—	—	—	—	—	6,175	—	—	193,216
Gary Quinn	—	60,398	243,750	365,625	—	—	—	—	—	—	—
	1/12/2018	—	—	—	1,726	6,905	13,810	—	—	—	396,727
	1/12/2018	—	—	—	—	—	—	4,143	—	—	205,493
	1/12/2018	—	—	—	—	—	—	—	13,271	50.69	139,964
	10/15/2018	—	—	—	—	—	—	6,175	—	—	193,216
Dmitri Tcherevik	—	41,875	167,500	251,250	—	—	—	—	—	—	—
	1/12/2018	—	—	—	1,726	6,905	13,810	—	—	—	396,727
	1/12/2018	—	—	—	—	—	—	4,143	—	—	205,493
	1/12/2018	—	—	—	—	—	—	—	13,271	50.69	139,964
	10/15/2018	—	—	—	—	—	—	6,175	—	—	193,216

(1) Awards granted on January 12, 2018 were approved by the Compensation Committee on January 4, 2018.

(2) These columns indicate the range of payouts (25%, 100% and 150%) targeted for fiscal 2018 performance under our Corporate Bonus Plan as described in “*Compensation Discussion and Analysis*” in this proxy statement. The actual payout with respect to fiscal 2018 for each named executive officer is shown in the Summary Compensation Table in the column titled “*Non-Equity Incentive Plan Compensation*.”

(3) The second row of these columns with respect to each named executive officer represents performance share units awarded under our Long-Term Incentive Plan. These columns show the performance share units that could be earned at threshold, target and maximum levels of performance. If we do not achieve a threshold performance metric, no performance share units will be earned with respect to that performance

metric. Because the LTIP is based on a three-year performance period, none of the performance share units will be earnable until the performance period closes following our 2020 fiscal year. See “*Compensation Discussion and Analysis*” section of this proxy statement for additional discussion of the LTIP.

- (4) Except as described in the next sentence, represents RSUs that vest, so long as the executive continues to be employed with us, in six equal installments over three years beginning approximately nine months after date of issuance. In the case of the grants made on October 15, 2018, represents RSUs that vest, so long as the executive continues to be employed with us, according to the following schedule: one-third of the RSUs vest approximately 12 months after the date of issuance and the remainder vest in four equal semiannual installments beginning approximately 18 months after the date of issuance.
- (5) Represents stock options that vest, so long as the executive continues to be employed with us, in eight equal installments over four years beginning approximately nine months after date of issuance.
- (6) In the case of RSUs and LTIP PSUs, represents the fair value of the awards, less the present value of expected dividends, measured at the grant date. In the case of stock options, the grant date fair value is equal to the number of shares subject to the option multiplied by the fair value of our options on the date of grant determined using the Black-Scholes option valuation model. The methodology and assumptions used to calculate the Black-Scholes value of our options are described in Note 11 of the consolidated financial statements contained in our Annual Report.

The closing price of our stock on (i) January 12, 2018 was \$50.69 and (ii) October 15, 2018 was \$32.39.

#### **Narrative Description of Summary Compensation Table and Grants of Plan-Based Awards Table**

---

The material terms of our named executive officers’ annual compensation, including base salaries, cash incentive plan, time-based RSUs, stock options and Long-Term Incentive Plan PSUs and the explanations of the amounts of salary, cash incentives, and equity values in proportion to total compensation are described under “*Compensation Discussion and Analysis*” in this proxy statement.

As discussed in greater detail in “*Compensation Discussion and Analysis*” in this proxy statement, the 2018 non-equity incentive awards were granted pursuant to the Fiscal 2018 Corporate Bonus Plan, with amounts to be earned based on the achievement of certain financial targets. In fiscal 2018, we exceeded the target level of performance under our bonus plan with respect to both the non-GAAP operating income metric and the adjusted free cash flow metric, but failed to meet the threshold level of performance under the non-GAAP revenue metric, which resulted in an overall payout percentage of 62% with respect to the annual cash bonus.

As discussed in greater detail in “*Compensation Discussion and Analysis*” in this proxy statement, the PSUs awarded under the Long-Term Incentive Plan will be earned based on the results achieved during the

three year performance period as determined following our 2020 fiscal year, contingent upon each named executive officer's continued service.

Except as stated in Note 3, the RSUs granted to our named executive officers in 2018 vest in equal installments every six months over three years, subject to continued employment. There is no purchase price associated with performance share or RSU awards. The stock options granted to our named executive officers in 2018 vest in equal installments every six months over four years, subject to continued employment. The stock options have an exercise price equal to the closing price of our common stock on the date of grant.

## Outstanding Equity Awards

The following table sets forth certain information with respect to the outstanding equity awards at November 30, 2018 for each of the named executive officers.

### OUTSTANDING EQUITY AWARDS AT FISCAL YEAR-END 2018

Name	Option Awards				Stock Awards			
	Number of Securities Underlying Unexercised Options		Option Exercise Price (\$)	Option Expiration Date	Number of Shares or Units of Stock That Have Not Vested (#)(1)	Market Value of Shares or Units of Stock That Have Not Vested (\$)(2)	Equity Incentive Plan Awards: Number of Unearned Shares, Units or Other Rights That Have Not Vested (#)(3)	Equity Incentive Plan Awards: Market or Payout Value of Unearned Shares, Units or Other Rights That Have Not Vested (\$)(4)
	Exercisable (#)	Unexercisable (#)						
Yogesh Gupta	56,091	93,482	28.98	2/22/2024				
	8,650	60,545	50.69	1/11/2025				
					70,601	2,482,331	119,491	4,201,304
Paul Jalbert	13,229	22,045	29.05	3/30/2024				
	3,152	22,062	50.69	1/11/2025				
					46,483	1,634,342	30,414	1,069,356
John Ainsworth	8,810	14,680	29.25	2/16/2024				
	1,659	11,612	50.69	1/11/2025				
					18,348	645,116	18,871	663,504
Loren Jarrett	8,810	14,680	29.25	2/16/2024				
	1,659	11,612	50.69	1/11/2025				
					18,348	645,116	18,871	663,504
Gary Quinn	7,034	21,096	38.17	9/28/2024				
	1,659	11,612	50.69	1/11/2025				
					14,868	522,759	20,005	703,376
Dmitri Tcherevik	8,460	25,381	30.89	6/30/2024				
	1,659	11,612	50.69	1/11/2025				
					16,104	566,217	23,092	811,915

(1) The unvested shares shown in this column are RSU awards that are subject to time-based vesting.

(2) The market value of unvested RSUs was calculated as of November 30, 2018 based on the closing price of our common stock on NASDAQ of \$35.16 on that date.

(3) The unvested shares shown in this column are PSU awards that are subject to performance-based vesting.

(4) The market value of unvested PSUs was calculated as of November 30, 2018 based on the closing price of our common stock on NASDAQ of \$35.16 on that date.

## Option Exercises and Stock Vested

---

The following table sets forth certain information regarding the number of stock options exercised and RSUs that vested in the fiscal year ended November 30, 2018 under our equity incentive plans and the corresponding amounts realized by the named executive officers. The value realized on exercise for stock option awards is calculated as the difference between the closing price of our common stock on the NASDAQ Global Select Market on the exercise date and the exercise price of the applicable stock option award. The value realized on vesting for RSUs is calculated as the product of the number of shares subject to the RSUs that vested and the closing price of our common stock on the NASDAQ Global Select Market on the vesting date.

### Option Exercises and Stock Vested - Fiscal 2018

Name	Option Awards		Stock Awards	
	Number of Shares Acquired on Exercise (#)	Value Realized on Exercise (\$)	Number of Shares Acquired on Vesting (#)	Value Realized on Vesting (\$)
Yogesh Gupta	—	—	31,043	1,064,060
Paul Jalbert	—	—	6,082	228,852
John Ainsworth	—	—	6,501	245,021
Loren Jarrett	—	—	6,501	245,021
Gary Quinn	—	—	3,310	124,009
Dmitri Tcherevik	—	—	3,926	147,370

## Severance and Change in Control Agreements

---

We have agreements with, or guidelines applicable to, our executive officers that provide the benefits described below in connection with certain terminations of employment or a change in control of our company. We do not provide excise tax gross-ups to our executive officers under these or any other agreements.

### *Mr. Gupta's Executive Employment Agreement*

In connection with his appointment as our President and Chief Executive Officer, we and Mr. Gupta entered into an employment agreement, effective as of October 10, 2016, setting forth Mr. Gupta's compensation and certain other terms. Mr. Gupta's employment agreement provides that if his employment is terminated because of an "involuntary termination," he will be entitled to:

- the payment of cash severance equal to 18 months of total target cash compensation as of the date of termination, which will be paid over 18 months;

- the continuation, for a period of 18 months, of benefits that are substantially equivalent to the benefits (medical, dental, and vision) that were in effect immediately prior to termination; and
- 18 months of acceleration of unvested stock options and RSUs (but not unvested performance equity).

Receipt of the severance and benefits is subject to the execution of a standard separation and release agreement. Separation payments upon any involuntary termination within twenty-four months following a change in control would be governed by the Employee Retention and Motivation Agreement described below and not by Mr. Gupta's employment agreement.

An "involuntary termination" is defined in the employment agreement as a termination of employment by us other than for cause, disability or death or a termination by Mr. Gupta as a result of certain events occurring without his consent such as an assignment to him of duties or a significant reduction of his duties, either of which is materially inconsistent with his position prior to the assignment or reduction, or the removal of Mr. Gupta from that position, a material reduction in Mr. Gupta's base salary or target bonus, a relocation of Mr. Gupta to a facility or location more than fifty miles from his then present location, or a material breach of the employment agreement by us.

Mr. Gupta's employment agreement also includes non-competition and related covenants. The non-competition covenant will be in effect for the duration of the period in which severance and other benefits are paid. The non-competition covenant relates to certain businesses with similar product areas and activities as our company.

*Mr. Gupta's Employee Retention and Motivation Agreement*

We and Mr. Gupta have also entered into an Employee Retention and Motivation Agreement ("Gupta ERMA"), which provides certain compensation and benefits if his employment is involuntarily terminated within 24 months of a change in control of our company. If an involuntary termination of Mr. Gupta's employment occurs under other circumstances, the severance terms of his employment agreement, as described above, would control and not the Gupta ERMA.

**Change in Control Benefits.** Under the Gupta ERMA, upon a change in control of our company, Mr. Gupta would be entitled to:

- the payment of his annual target cash bonus on a pro-rata basis with respect to the elapsed part of the relevant fiscal year;
- accelerated vesting of all unvested stock options and RSUs, unless the acquirer assumes all such options and restricted equity. If such outstanding stock options and shares of restricted equity held by Mr. Gupta are continued by us or assumed by our successor entity, then vesting will continue in its usual course; and

- accelerated determination of PSUs earned under outstanding LTIPs, unless the acquirer assumes such LTIPs. Upon the change in control, our Compensation Committee will determine the number of PSUs that are eligible to be earned based on the actual attainment of the relevant metrics as of the change in control. Those PSUs determined to be earned will not become fully vested until the conclusion of the original three-year performance period, subject to the continued employment of Mr. Gupta through such date.

**Involuntary Termination Following Change in Control.** In the event of an involuntary termination within twenty-four (24) months following a change in control, Mr. Gupta would be entitled to:

- the payment of cash severance equal to 24 months of total target cash compensation as of the date of termination, which will be paid over 24 months;
- the continuation, for a period of 24 months, of benefits that are substantially equivalent to the benefits (medical, dental, and vision) that were in effect immediately prior to termination;
- accelerated vesting of all unvested stock options and RSUs; and
- accelerated payout of PSUs determined to be earned under LTIPs outstanding as of the change in control.

In the event that any amounts provided for under the Gupta ERMA or otherwise payable to Mr. Gupta would constitute “parachute payments” within the meaning of Section 280G of the Internal Revenue Code and be subject to the related excise tax, Mr. Gupta would be entitled to receive either full payment of the benefits under the agreement or such lesser amount which would result in no portion of the benefits being subject to the excise tax, whichever results in the greatest amount of after-tax benefits to Mr. Gupta.

*Mr. Jalbert's Executive Employment Agreement*

In connection with his appointment as our Chief Financial Officer, we and Mr. Jalbert entered into an employment agreement, effective as of March 24, 2017, setting forth Mr. Jalbert's compensation and certain other terms. Mr. Jalbert's employment agreement provides that in the event that his employment is terminated as a result of an “involuntary termination,” he will be entitled to:

- the payment of cash severance equal to 12 months of total target cash compensation as of the date of termination, which will be paid over 12 months;
- the continuation, for a period of 12 months, of benefits that are substantially equivalent to the benefits (medical, dental, and vision) that were in effect immediately prior to termination;
- 12 months of acceleration of unvested stock options and RSUs (but not unvested performance equity); and



- one-fourth acceleration of Mr. Jalbert's special RSU award, if the termination occurs prior to March 24, 2018 and one-half acceleration of Mr. Jalbert's special RSU award, if the termination occurs after March 24, 2018 but prior to March 24, 2019.

Receipt of the severance and benefits is subject to the execution of a standard separation and release agreement. Separation payments upon any involuntary termination within twelve months following a change in control would be governed by the Employee Retention and Motivation Agreement described below and not by Mr. Jalbert's employment agreement.

An "involuntary termination" is defined in the employment agreement as a termination of employment by us other than for cause, disability or death or a termination by Mr. Jalbert as a result of certain events occurring without his consent such as an assignment to him of duties, a significant reduction of his duties, either of which is materially inconsistent with his position prior to the assignment or reduction, or the removal of Mr. Jalbert from that position, a material reduction in Mr. Jalbert's base salary or target bonus, a relocation of Mr. Jalbert to a facility or location more than fifty miles from his then present location, or a material breach of the employment agreement by us.

Mr. Jalbert's employment agreement also includes non-competition and related covenants. The non-competition covenant will be in effect for the duration of the period in which severance and other benefits are paid. The non-competition covenant relates to certain businesses with similar product areas and activities as our company.

#### *Executive Severance Guidelines*

We have adopted severance guidelines applicable to our executive officers, including the named executive officers other than Messrs. Gupta and Jalbert. Any severance payable to Messrs. Gupta and Jalbert is governed by the employment agreements described above. Our executive severance guidelines provide that upon an involuntary termination and the execution of a standard release of claims, an executive officer is entitled to:

- the payment of cash severance equal to 12 months of total target cash compensation as of the date of termination, which will be paid over 12 months;
- the continuation, for a period of 12 months, of benefits that are substantially equivalent to the benefits (medical, dental, and vision) that were in effect immediately prior to termination; and
- 12 months of acceleration of unvested stock options and RSUs (but not unvested performance equity).

Severance payments and benefits upon any involuntary termination within 12 months following a change in control are governed by the Employee Retention and Motivation Agreement described below.

The payment of severance and other benefits is conditioned upon the executive agreeing to non-competition, non-disparagement and related covenants. The non-competition covenant would be in effect for one year following the termination of employment. In connection with the termination of employment of an

executive officer, all PSUs awarded to that executive officer relating to annual performance or under our Long-Term Incentive Plan are canceled.

#### *Other Employee Retention and Motivation Agreements*

We have entered into an ERMA with each of our other named executive officers. Each agreement is substantially identical to the Gupta ERMA except that upon the involuntary termination of the executive officer within 12 months following a change of control, the executive officer will be entitled to receive a lump sum payment equal to 15 months of his total target compensation and his benefits will continue for 15 months. Mr. Jalbert's ERMA contains the same terms with respect to accelerated vesting upon a change in control as the Gupta ERMA. For all ERMAs entered into after October 2014 (other than Mr. Gupta's), accelerated vesting upon a change in control is limited to twelve months of accelerated vesting. Under no circumstances would any of our executive officers be entitled to a gross-up payment under the ERMAs for any excise taxes to which he or she may be subject if any of the above payments and benefits are considered to be "parachute payments."

#### *Estimate of Severance and Change in Control Benefits*

The following table indicates the estimated payments and benefits that each of Messrs. Gupta, Jalbert, Ainsworth, Quinn and Tcherevik and Ms. Jarrett would have received under (a) their respective employment agreements, in the case of Messrs. Gupta and Jalbert, (b) our severance guidelines applicable to executive officers, in the case of Messrs. Ainsworth, Quinn and Tcherevik and Ms. Jarrett, and (c) their respective ERMAs, assuming that the change of control of our company and/or termination of his employment occurred at November 30, 2018.

These amounts are estimates only and do not necessarily reflect the actual amounts that would be paid to the named executive officer, which would only be known at the time that he becomes entitled to such payment.

**CIRCUMSTANCES OF TERMINATION OR EVENT**

	Involuntary Termination (1)(\$)	Change in Control Only (2)(\$)	Involuntary Termination Within 12 Months Following Change of Control (\$)
<b>Yogesh Gupta</b>			
Cash Severance	1,725,000	—	2,300,000
Pro Rata Bonus	—	575,000	—
Stock Options	346,636	—	577,719
Restricted Stock Units	2,229,109	—	2,482,331
Benefits <sup>(3)</sup>	28,445	—	37,926
Total	4,329,190	575,000	5,397,976
<b>Paul Jalbert</b>			
Cash Severance	600,000	—	750,000
Pro Rata Bonus	—	225,000	—
Stock Options	53,878	—	134,695
Restricted Stock Units	833,151	—	1,637,261
Benefits <sup>(3)</sup>	1,208	—	1,510
Total	1,488,237	225,000	2,523,466
<b>John Ainsworth</b>			
Cash Severance	502,500	—	628,125
Pro Rata Bonus	—	167,500	—
Stock Options	34,704	—	86,759
Restricted Stock Units	325,265	—	645,116
Benefits <sup>(3)</sup>	32,408	—	40,510
Total	894,877	167,500	1,400,510
<b>Loren Jarrett</b>			
Cash Severance	502,500	—	628,125
Pro Rata Bonus	—	167,500	—
Stock Options	34,704	—	86,759
Restricted Stock Units	325,265	—	645,116
Benefits <sup>(3)</sup>	32,112	—	40,140
Total	894,581	167,500	1,400,140
<b>Gary Quinn</b>			
Cash Severance	568,750	—	710,938
Pro Rata Bonus	—	243,750	—
Stock Options	—	—	—
Restricted Stock Units	212,999	—	522,759
Benefits <sup>(3)</sup>	19,128	—	23,910
Total	800,877	243,750	1,257,607
<b>Dmitri Tcherevik</b>			
Cash Severance	502,500	—	628,125
Pro Rata Bonus	—	167,500	—
Stock Options	36,124	—	108,377
Restricted Stock Units	234,728	—	566,217
Benefits <sup>(3)</sup>	32,408	—	40,510
Total	805,760	167,500	1,343,229

(1) The amounts shown in the first column, with respect to stock options and RSUs, represent the value of certain unvested options and RSUs becoming fully vested and are calculated using the exercise price for

each unvested stock option and the closing price of our common stock on November 30, 2018, which was \$35.16. In the event of an Involuntary Termination, all unvested performance share units awarded to an individual under our Long-Term Incentive Plan are canceled.

- (2) In the event of a change in control, there is no accelerated vesting of options or RSUs provided that the acquirer assumes all existing, outstanding stock options and RSUs of the individual. These tables have been prepared under that assumption. However, if the acquirer does not assume all existing, outstanding stock options and RSUs of the individual, in the case of Messrs. Gupta and Jalbert, all unvested stock options and RSUs become fully vested and the values of stock options and RSUs indicated in the third column would apply upon a change in control, and in the case of Messrs. Ainsworth, Quinn and Tcherevik and Ms. Jarrett, there is limited (12 month) accelerated vesting of stock options and RSUs, and the values of stock options and RSUs indicated in the first column would apply upon a change of control. The amounts shown in the first and third columns are calculated using the exercise price for each unvested stock option and the closing price of our common stock on November 30, 2018, which was \$35.16. For purposes of computing amounts attributable to accelerated vesting, the second and third columns exclude all unvested performance share units awarded under our Long-Term Incentive Plan as those amounts are undeterminable.
- (3) Represents the estimated value (based on the cost as of November 30, 2018) of continuing benefits (medical, dental, and vision) for:
- 18 months in the case of an involuntary termination of Mr. Gupta's employment, 24 months in the case of an involuntary termination in connection with a change in control;
  - 12 months in the case of an involuntary termination of employment of Messrs. Jalbert, Ainsworth, Quinn and Tcherevik and Ms. Jarrett, other than in connection with a change in control; and
  - 15 months, in the case of an involuntary termination in connection with a change in control with respect to Messrs. Jalbert, Ainsworth, Quinn and Tcherevik and Ms. Jarrett.

## **CEO Pay Ratio**

---

In accordance with SEC rules, we are providing the ratio of the annual total compensation of our CEO to the annual total compensation of our median employee. The 2018 annual total compensation of our CEO Mr. Gupta is \$4,810,311, the 2018 annual total compensation of our median compensated employee is \$67,539, and the ratio of these amounts is 71 to 1.

This pay ratio is a reasonable estimate calculated in a manner consistent with SEC rules based on our human resources system of record and the methodology described below. Because the SEC rules for identifying the median compensated employee and calculating the pay ratio based on that employee's annual total compensation allow companies to adopt a variety of methodologies, to apply certain exclusions, and to make reasonable estimates and assumptions that reflect their compensation practices, the pay ratio reported by other companies may not be comparable to the pay ratio reported above, as other companies may have different

employment and compensation practices and may utilize different methodologies, exclusions, estimates, and assumptions in calculating their own pay ratios.

For purposes of identifying our median compensated employee, we used our global employee population as of November 1, 2018, identified based on our human resources system of record. We utilized total direct compensation as our consistently applied compensation measure. In this context, total direct compensation means the applicable annual fixed pay determined as of November 1, 2018, the annual incentive cash target amount or commission target amount payable for service in 2018, and the approved value of the annual equity awards granted during 2018. To identify our median compensated employee, we then calculated the total direct compensation for our global employee population, converted other currencies to US dollars and ordered the employees based on their total direct compensation.

To compute the pay ratio, we then calculated both the CEO and median employee's annual total compensation, pursuant to the proxy disclosure rules, and compared the annual total compensation of the CEO to that of the median employee.

## **INFORMATION ABOUT PROGRESS SOFTWARE COMMON STOCK OWNERSHIP**

The following table sets forth certain information regarding beneficial ownership as of March 20, 2019:

- by each person who is known by us to beneficially own more than 5% of the outstanding shares of our common stock;
- by each of our directors and nominees for the Board of Directors;
- by each of our named executive officers; and
- by all of our directors and executive officers as a group.

We have determined beneficial ownership in accordance with the rules of the SEC. Under such rules, beneficial ownership includes any shares over which the individual has sole or shared voting power or investment power as well as any shares that the individual has the right to acquire within 60 days of March 20, 2019 through the exercise of any stock option, warrants or other rights.

The percentage of shares beneficially owned is based on 44,493,152 shares of our common stock outstanding as of March 20, 2019. Shares of our common stock subject to options that are currently vested or exercisable or that will become vested or exercisable within 60 days of March 20, 2019, restricted stock units that vest within 60 days of March 20, 2019 and fully vested deferred stock units or deferred stock units that vest within 60 days of March 20, 2019, are deemed to be beneficially owned by the person holding such securities for the purpose of computing the percentage of ownership of such person but are not treated as outstanding for the purpose of computing the percentage of any other person.

Name and Address of Beneficial Owner <sup>(1)</sup>	Amount and Nature of Beneficial Ownership	
	Number	Percent
BlackRock, Inc. <sup>(2)</sup> 55 East 52nd Street New York, NY 10055	6,593,002	14.8%
The Vanguard Group, Inc. <sup>(3)</sup> 1000 Vanguard Blvd. Malvern, PA 19355	4,732,222	10.6%
John Ainsworth <sup>(4)</sup>	24,297	*
Paul T. Dacier <sup>(5)</sup>	14,796	*
John R. Egan <sup>(6)</sup>	83,206	*
Rainer Gawlick <sup>(7)</sup>	14,796	*
Yogesh Gupta <sup>(8)</sup>	132,133	*
Paul Jalbert <sup>(9)</sup>	43,136	*
Loren Jarrett <sup>(10)</sup>	24,297	*
Charles F. Kane <sup>(11)</sup>	88,655	*
Sanskriti King <sup>(12)</sup>	6,894	*
David A. Krall <sup>(13)</sup>	82,921	*
Gary Quinn <sup>(14)</sup>	17,792	*
Dmitri Tcherevik <sup>(15)</sup>	21,085	*
Angela Tucci <sup>(16)</sup>	6,894	*
All executive officers and directors as a group (17 persons) <sup>(17)</sup>	777,309	1.7%

\* Less than 1%

- (1) All persons named in the table have sole voting and investment power with respect to all shares of our common stock shown as beneficially owned by them, subject to community property laws where applicable and subject to the other information contained in the footnotes to this table. Unless otherwise noted the address of such person is c/o Progress Software Corporation, 14 Oak Park Drive, Bedford, Massachusetts 01730.
- (2) Derived from Schedule 13G/A filed on January 31, 2019. The Schedule 13G/A reported that BlackRock, Inc. had sole voting power over 6,479,565, shares and sole dispositive power with respect to all shares reported. The Schedule 13G/A indicates that more than 5% of our common stock as of January 31, 2019 is being held by the reporting person on behalf of iShares Core S&P Small-Cap ETF.
- (3) Derived from Schedule 13G/A filed on February 12, 2019. The Schedule 13G/A reported that The Vanguard Group held sole voting power over 91,703 shares, sole dispositive power over 4,637,737 shares, shared voting power over 6,266 shares and shared dispositive power over 94,485 shares. As reported on the Schedule 13G/A, Vanguard Fiduciary Trust Company, a wholly owned subsidiary of The Vanguard Group, Inc., is the beneficial owner of 88,219 shares as a result of its serving as investment manager of collective trust accounts. Vanguard Investments Australia, Ltd. is a wholly-owned subsidiary of The Vanguard Group, Inc., is the beneficial owner of 9,750 shares as a result of its serving as investment manager of Australian investment offerings.

- (4) Includes 10,469 shares issuable upon the exercise of outstanding options that are exercisable as of March 20, 2019; 4,595 shares issuable upon the exercise of outstanding options that will be exercisable within 60 days of March 20, 2019 and 3,596 restricted stock units that will vest within 60 days of March 20, 2019.
- (5) Includes 9,320 fully vested deferred stock units and 5,476 deferred stock units that will vest within 60 days of March 20, 2019.
- (6) Includes 14,121 fully vested deferred stock units and 5,152 deferred stock units that will vest within 60 days of March 20, 2019.
- (7) Includes 9,320 fully vested deferred stock units and 5,476 deferred stock units that will vest within 60 days of March 20, 2019.
- (8) Includes 64,741 shares issuable upon the exercise of outstanding options that are exercisable as of March 20, 2019; 27,347 shares issuable upon the exercise of outstanding options that will be exercisable within 60 days of March 20, 2019 and 5,887 restricted stock units that will vest within 60 days of March 20, 2019.
- (9) Includes 16,381 shares issuable upon the exercise of outstanding options that are exercisable as of March 20, 2019; 7,561 shares issuable upon the exercise of outstanding options that will be exercisable within 60 days of March 20, 2019 and 3,450 restricted stock units that will vest within 60 days of March 20, 2019.
- (10) Includes 10,469 shares issuable upon the exercise of outstanding options that are exercisable as of March 20, 2019; 4,595 shares issuable upon the exercise of outstanding options that will be exercisable within 60 days of March 20, 2019 and 3,596 restricted stock units that will vest within 60 days of March 20, 2019.
- (11) Includes 26,369 fully vested deferred stock units and 5,152 deferred stock units that will vest with 60 days of March 20, 2019.
- (12) Includes 1,474 fully vested deferred stock units and 5,420 deferred stock units that will vest within 60 days of March 20, 2019.
- (13) Includes 12,432 fully vested deferred stock units and 5,152 deferred stock units that will vest within 60 days of March 20, 2019.
- (14) Includes 8,693 shares issuable upon the exercise of outstanding options that are exercisable as of March 20, 2019; 5,175 shares issuable upon the exercise of outstanding options that will be exercisable within 60 days of March 20, 2019 and 2,000 restricted stock units that will vest within 60 days of March 20, 2019.
- (15) Includes 10,119 shares issuable upon the exercise of outstanding options that are exercisable as of March 20, 2019; 5,889 shares issuable upon the exercise of outstanding options that will be exercisable within 60 days of March 20, 2019 and 2,309 restricted stock units that will vest within 60 days of March 20, 2019.
- (16) Includes 1,474 fully vested deferred stock units and 5,420 deferred stock units that will vest within 60 days of March 20, 2019.
- (17) Includes 153,929 shares issuable upon the exercise of outstanding options that are exercisable as of March 20, 2019; 70,597 shares issuable upon the exercise of outstanding stock options that will be exercisable within 60 days of March 20, 2019; 29,447 restricted stock units that will vest within 60 days of March 20, 2019; 74,510 fully vested deferred stock units and 37,248 deferred stock units that will vest within 60 days of March 20, 2019.



Information related to securities authorized for issuance under equity compensation plans as of November 30, 2018 is as follows (in thousands, except per share data):

Plan Category	Number of Securities to be Issued Upon Exercise of Outstanding Options, Warrants and Rights	Weighted-average Exercise Price of Outstanding Options, Warrants and Rights	Number of Securities Remaining Available for Future Issuance
Equity compensation plans approved by stockholders <sup>(1)</sup>	1,762 <sup>(2)</sup>	\$34.58	3,127 <sup>(3)</sup>
Equity compensation plans not approved by stockholders <sup>(4)</sup>	256	\$48.56	1,233
<b>Total</b>	<b>2,018</b>	<b>\$37.82</b>	<b>4,360</b>

(1) Consists of the 1992 Incentive and Nonqualified Stock Option Plan, 1994 Stock Incentive Plan, 1997 Stock Incentive Plan, 2008 Stock Option and Incentive Plan, and 1991 Employee Stock Purchase Plan (ESPP).

(2) Includes 912,000 restricted stock units under our 2008 Plan. Does not include purchase rights accruing under the ESPP because the purchase price (and therefore the number of shares to be purchased) will not be determined until the end of the purchase period.

(3) Includes 590,000 shares available for future issuance under the ESPP.

(4) Consists of the 2002 Nonqualified Stock Plan and the 2004 Inducement Plan described below.

We have adopted two equity compensation plans, the 2002 Nonqualified Stock Plan and the 2004 Inducement Stock Plan, for which the approval of stockholders was not required. We intend that the 2004 Inducement Stock Plan be reserved for persons to whom we may issue securities as an inducement to become employed by us pursuant to the rules and regulations of NASDAQ. Executive officers and members of the Board of Directors are not eligible for awards under the 2002 Nonqualified Stock Plan. An executive officer would be eligible to receive an award under the 2004 Inducement Stock Plan only as an inducement to join us. Awards under the 2002 Nonqualified Stock Plan and the 2004 Inducement Stock Plan may include nonqualified stock options, grants of conditioned stock, unrestricted grants of stock, grants of stock contingent upon the attainment of performance goals and stock appreciation rights. A total of 11,250,000 shares are issuable under the two plans, of which 1,233,190 shares are available for future issuance.

#### Section 16(a) Beneficial Ownership Reporting Compliance

Section 16(a) of the Exchange Act requires our directors, executive officers, and holders of more than 10% of our common stock to file with the SEC initial reports of ownership and reports of changes in ownership of our common stock. These reporting persons are required by regulations of the SEC to furnish us with copies of all such filings. Based solely on a review of the copies of such forms that we have received, and on written representations from certain reporting persons, we believe that, with respect to the fiscal year ended

November 30, 2018, our directors, officers, and 10% stockholders complied with all applicable Section 16(a) filing requirements, with the exceptions noted below.

Due to administrative error:

- a late Form 4 report was filed for Charles F. Kane on January 3, 2018 to report one transaction;
- late Form 3 reports were filed for each of Samskriti Y. King and Angela T. Tucci on March 1, 2018; and
- a late Form 3 report was filed for Tony Murphy on August 23, 2018.

## **OTHER MATTERS**

Our Board of Directors knows of no other matters to be brought before the Annual Meeting. If any other matters are properly brought before the Annual Meeting, the persons appointed as proxies for the meeting intend to vote the shares represented by that proxy in accordance with their best judgment on such matters.

## **PROPOSALS OF STOCKHOLDERS FOR 2020 ANNUAL MEETING**

Proposals of stockholders intended to be presented at the 2020 Annual Meeting must, in order to be included in our proxy statement and the form of proxy for the 2020 Annual Meeting, be received at our principal executive offices by November 30, 2019.

Under our Bylaws, any stockholder intending to present any proposal (other than a proposal made by, or at the direction of, our Board of Directors) at the 2020 Annual Meeting, must give written notice of that proposal (including certain information about any nominee or matter proposed and the proposing stockholder) to our Secretary not later than the close of business on the 90<sup>th</sup> day (February 10, 2020) nor earlier than the close of business on the 120<sup>th</sup> day (January 10, 2020) prior to the first anniversary of the preceding year's Annual Meeting. However, in the event that the date of the Annual Meeting is advanced by more than 30 days before or delayed by more than 30 days after that anniversary date, the notice must be delivered not earlier than the close of business on the 120<sup>th</sup> day prior to the Annual Meeting and not later than the close of business on the later of the 90<sup>th</sup> day prior to the Annual Meeting or the 10<sup>th</sup> day following the day on which public announcement of the date of the meeting is first made.

## **EXPENSES OF SOLICITATION**

We will bear the cost of solicitation of proxies. In addition to soliciting stockholders by mail, we will reimburse banks, brokers and other custodians, nominees and fiduciaries for their reasonable out-of-pocket costs in forwarding proxy materials to the beneficial owners of shares held of record by them. Our directors, officers and regular employees may, without additional compensation, solicit stockholders in person or by mail, telephone, facsimile, or otherwise following the original solicitation. We may engage a proxy solicitation firm in connection with the Annual Meeting, in which case, the fees and expenses associated with any such proxy solicitation firm will be paid by us.

## **AVAILABLE INFORMATION**

Stockholders of record on March 20, 2019 will receive with this proxy statement a copy of our Annual Report containing detailed financial information concerning our company. Our Annual Report is also available

online from the SEC's EDGAR database at the following address: <https://www.sec.gov/cgi-bin/srch-edgar?progress+software>.

We will furnish our Annual Report, including the financial statements, free of charge upon written request. The exhibits to the Annual Report not included in the proxy materials are available electronically at [www.sec.gov](http://www.sec.gov). Written requests should be directed to the following address: Progress Software Corporation, 14 Oak Park Drive, Bedford, Massachusetts 01730, Attention: Stephen H. Faberman, Secretary.

Our Annual Report (including exhibits thereto) is also available on our website at [www.progress.com](http://www.progress.com).

**PROGRESS SOFTWARE CORPORATION  
2019 ANNUAL MEETING OF STOCKHOLDERS**

**Progress Software Corporation**

14 Oak Park Drive  
Bedford, MA 01730

## APPENDIX A: RECONCILIATIONS OF GAAP TO NON-GAAP SELECTED FINANCIAL MEASURES

(Unaudited)

(In thousands, except per share data)	Fiscal Year Ended				% Change Non-GAAP	
	November 30, 2018		November 30, 2017			
<b>Adjusted revenue:</b>						
GAAP revenue	\$	397,165		\$	397,572	
Acquisition-related revenue <sup>(1)</sup>		530			1,015	
Non-GAAP revenue	\$	397,695	100 %	\$	398,587	100 %
<b>Adjusted income from operations:</b>						
GAAP income from operations	\$	85,998	22 %	\$	70,614	18 %
Amortization of acquired intangibles		35,975	9 %		33,147	8 %
Loss on assets held for sale <sup>(2)</sup>		5,147	1 %		—	— %
Fees related to shareholder activist		1,472	— %		2,020	— %
Restructuring expenses and other		2,251	1 %		22,046	5 %
Stock-based compensation		20,569	5 %		14,153	4 %
Acquisition-related revenue and expenses		788	— %		2,473	1 %
Non-GAAP income from operations	\$	152,200	38 %	\$	144,453	36 %
<b>Adjusted net income:</b>						
GAAP net income	\$	63,491	16 %	\$	37,417	9 %
Amortization of acquired intangibles		35,975	9 %		33,147	8 %
Loss on assets held for sale <sup>(2)</sup>		5,147	1 %		—	— %
Fees related to shareholder activist		1,472	— %		2,020	— %
Restructuring expenses and other		2,251	1 %		22,046	6 %
Stock-based compensation		20,569	5 %		14,153	4 %
Acquisition-related revenue and expenses		788	— %		2,473	1 %
Tax adjustments		(14,653 )	(3) %		(18,763 )	(5) %
Non-GAAP net income	\$	115,040	29 %	\$	92,493	23 %
<b>Adjusted diluted earnings per share:</b>						
GAAP diluted earnings per share	\$	1.38		\$	0.77	
Amortization of acquired intangibles		0.78			0.68	
Loss on assets held for sale <sup>(2)</sup>		0.11			—	
Fees related to shareholder activist		0.03			0.04	
Restructuring expenses and other		0.05			0.46	
Stock-based compensation		0.44			0.29	
Acquisition-related revenue and expenses		0.02			0.05	
Provision for income taxes		(0.32 )			(0.38 )	
Non-GAAP diluted earnings per share	\$	2.49		\$	1.91	30 %
<b>Non-GAAP weighted avg shares outstanding - diluted</b>		46,135			48,516	(5) %

<sup>(1)</sup>Acquisition-related revenue constitutes revenue reflected as pre-acquisition deferred revenue under prior accounting guidance that would otherwise have been recognized but for the purchase accounting treatment of acquisitions. Since GAAP accounting requires the elimination of this revenue, GAAP results alone do not fully capture all of our economic activities. Note that acquisition-related revenue adjustments relate to Progress' OpenEdge and Application Development and Deployment business segments for Kinvey and Telerik, respectively. Upon our adoption of ASC 606 in fiscal year 2019, our GAAP revenue and Non-GAAP revenue results are the same.

<sup>(2)</sup>Loss on assets held for sale represents two buildings on our Bedford campus that the Company is actively marketing and intends to sell within one year. GAAP accounting requires long-lived assets designated as held for sale to be measured at the lower of the carrying value or the fair value less cost to sell. As this loss is not part of our core operating results and is infrequent in nature, we exclude it to facilitate a more meaningful evaluation of our current operating performance and comparisons to our operating performance in other periods.

**Adjusted Free Cash Flow***(In thousands)*

	FY 2018	FY 2017	% Change
Cash flows from operations	\$ 121,352	\$ 105,686	15 %
Purchases of property and equipment	(7,250 )	(3,377 )	115 %
Free cash flow	114,102	102,309	12 %
Add back: restructuring payments	6,111	19,234	(68) %
Adjusted free cash flow	\$ 120,213	\$ 121,543	(1) %

PROGRESS SOFTWARE CORPORATION  
 14 OAK PARK DRIVE  
 BEDFORD, MA 01730

**VOTE BY INTERNET - www.proxyvote.com**

Use the Internet to transmit your voting instructions and for electronic delivery of information. Vote by 11:59 P.M. ET on 05/08/2019. Have your proxy card in hand when you access the web site and follow the instructions to obtain your records and to create an electronic voting instruction form.

**VOTE BY PHONE - 1-800-690-6903**

Use any touch-tone telephone to transmit your voting instructions. Vote by 11:59 P.M. ET on 05/08/2019. Have your proxy card in hand when you call and then follow the instructions.

**VOTE BY MAIL**

Mark, sign and date your proxy card and return it in the postage-paid envelope we have provided or return it to Vote Processing, c/o Broadridge, 51 Mercedes Way, Edgewood, NY 11717.

TO VOTE, MARK BLOCKS BELOW IN BLUE OR BLACK INK AS FOLLOWS:

KEEP THIS PORTION FOR YOUR RECORDS

THIS PROXY CARD IS VALID ONLY WHEN SIGNED AND DATED.

DETACH AND RETURN THIS PORTION ONLY

<p>The Board of Directors recommends you vote FOR the following:</p> <p>1. Election of Directors</p> <p><b>Nominees</b></p> <table border="0"> <tr> <td>01 Paul T. Dacier</td> <td>02 John R. Egan</td> <td>03 Rainer Gawlick</td> <td>04 Yogesh Gupta</td> <td>05 Charles F. Kane</td> </tr> <tr> <td>06 Samskriti Y. King</td> <td>07 David A. Krall</td> <td>08 Angela T. Tucci</td> <td></td> <td></td> </tr> </table> <p>The Board of Directors recommends you vote FOR proposals 2 and 3.</p> <p>2. To approve, on an advisory basis, the compensation of Progress Software Corporation's named executive officers.</p> <p>3. To ratify the selection of Deloitte &amp; Touche LLP as our independent registered public accounting firm for fiscal year 2019.</p> <p><b>NOTE:</b> Such other business as may properly come before the meeting or any adjournment thereof.</p> <p>For address change/comments, mark here. (see reverse for instructions)</p> <p>Please indicate if you plan to attend this meeting</p> <p>Please sign exactly as your name(s) appear(s) hereon. When signing as attorney, executor, administrator, or other fiduciary, please give full title as such. Joint owners should each sign personally. All holders must sign. If a corporation or partnership, please sign in full corporate or partnership name by authorized officer.</p>	01 Paul T. Dacier	02 John R. Egan	03 Rainer Gawlick	04 Yogesh Gupta	05 Charles F. Kane	06 Samskriti Y. King	07 David A. Krall	08 Angela T. Tucci			<p>For All</p> <p><input type="checkbox"/></p> <p>Withhold All</p> <p><input type="checkbox"/></p> <p>For All Except</p> <p><input type="checkbox"/></p>	<p>To withhold authority to vote for any individual nominee(s), mark "For All Except" and write the number(s) of the nominee(s) on the line below.</p> <p>_____</p>	<div style="border: 1px solid black; width: 40px; height: 40px; margin-left: auto; margin-right: 0;"></div>
01 Paul T. Dacier	02 John R. Egan	03 Rainer Gawlick	04 Yogesh Gupta	05 Charles F. Kane									
06 Samskriti Y. King	07 David A. Krall	08 Angela T. Tucci											
<table border="0"> <tr> <td style="width: 65%;"></td> <td style="text-align: center;"><b>For</b></td> <td style="text-align: center;"><b>Against</b></td> <td style="text-align: center;"><b>Abstain</b></td> </tr> <tr> <td style="vertical-align: top;"> <p>2. To approve, on an advisory basis, the compensation of Progress Software Corporation's named executive officers.</p> <p>3. To ratify the selection of Deloitte &amp; Touche LLP as our independent registered public accounting firm for fiscal year 2019.</p> </td> <td style="text-align: center; vertical-align: top;"> <p><input type="checkbox"/></p> <p><input type="checkbox"/></p> </td> <td style="text-align: center; vertical-align: top;"> <p><input type="checkbox"/></p> <p><input type="checkbox"/></p> </td> <td style="text-align: center; vertical-align: top;"> <p><input type="checkbox"/></p> <p><input type="checkbox"/></p> </td> </tr> </table>		<b>For</b>	<b>Against</b>	<b>Abstain</b>	<p>2. To approve, on an advisory basis, the compensation of Progress Software Corporation's named executive officers.</p> <p>3. To ratify the selection of Deloitte &amp; Touche LLP as our independent registered public accounting firm for fiscal year 2019.</p>	<p><input type="checkbox"/></p> <p><input type="checkbox"/></p>	<p><input type="checkbox"/></p> <p><input type="checkbox"/></p>	<p><input type="checkbox"/></p> <p><input type="checkbox"/></p>					
	<b>For</b>	<b>Against</b>	<b>Abstain</b>										
<p>2. To approve, on an advisory basis, the compensation of Progress Software Corporation's named executive officers.</p> <p>3. To ratify the selection of Deloitte &amp; Touche LLP as our independent registered public accounting firm for fiscal year 2019.</p>	<p><input type="checkbox"/></p> <p><input type="checkbox"/></p>	<p><input type="checkbox"/></p> <p><input type="checkbox"/></p>	<p><input type="checkbox"/></p> <p><input type="checkbox"/></p>										
<table border="1" style="width: 100%; border-collapse: collapse;"> <tr> <td style="width: 70%; height: 20px;"></td> <td style="width: 30%; height: 20px;"></td> </tr> <tr> <td style="font-size: small;">Signature [PLEASE SIGN WITHIN BOX]</td> <td style="font-size: small;">Date</td> </tr> </table>			Signature [PLEASE SIGN WITHIN BOX]	Date	<table border="1" style="width: 100%; border-collapse: collapse;"> <tr> <td style="width: 60%; height: 20px;"></td> <td style="width: 40%; height: 20px;"></td> </tr> <tr> <td style="font-size: small;">Signature (Joint Owners)</td> <td style="font-size: small;">Date</td> </tr> </table>					Signature (Joint Owners)	Date		
Signature [PLEASE SIGN WITHIN BOX]	Date												
Signature (Joint Owners)	Date												

0000411610\_1 R1.0.1.18

**Important Notice Regarding the Availability of Proxy Materials for the Annual Meeting of Stockholders to be Held on May 9, 2019:**  
The Proxy Statement and our Form 10-K are available at [www.proxyvote.com](http://www.proxyvote.com)

---

**PROGRESS SOFTWARE CORPORATION  
2019 ANNUAL MEETING OF STOCKHOLDERS  
May 9, 2019  
THIS PROXY IS SOLICITED ON BEHALF OF THE BOARD OF DIRECTORS**

The undersigned stockholder of Progress Software Corporation, revoking all prior proxies, hereby appoints Yogesh Gupta and Stephen H. Faberman, or either of them acting singly, as proxies, with full power of substitution, to vote all shares of Common Stock of Progress Software Corporation which the undersigned is entitled to vote at the Annual Meeting of Stockholders of the company to be held at the company's office at 14 Oak Park Drive, Bedford, Massachusetts on May 9, 2019, at 10:00 A.M., local time, and at any adjournments thereof, upon matters set forth in the Notice of Annual Meeting and Proxy Statement dated March 29, 2019, a copy of which has been received by the undersigned, and in their discretion, upon any other business that may properly come before the meeting or any adjournments thereof.

**THIS PROXY IS SOLICITED ON BEHALF OF THE BOARD OF DIRECTORS OF THE COMPANY.** A STOCKHOLDER WISHING TO VOTE IN ACCORDANCE WITH THE RECOMMENDATIONS OF THE BOARD OF DIRECTORS NEED ONLY SIGN AND DATE THIS PROXY AND RETURN IT IN THE ENCLOSED ENVELOPE. Attendance of the undersigned at the meeting or any adjourned session thereof will not be deemed to revoke the proxy unless the undersigned shall affirmatively indicate the intention of the undersigned to vote the shares represented hereby in person.

**Address change/comments:**

<hr/> <hr/> <hr/> <hr/>
-------------------------

(If you noted any Address Changes and/or Comments above, please mark corresponding box on the reverse side.)

**Continued and to be signed on reverse side**